

# GUBI



## Furniture

## COLLECTION

## DESIGNER

### Seating

Basket Collection .....	5	<i>Joe Colombo</i>
Bat Collection .....	7	<i>GamFratesi</i>
Beetle Collection .....	21	<i>GamFratesi</i>
Bohemian 72 Collection .....	55	<i>Gabriella Crespi</i>
Gascoin Collection .....	57	<i>Marcel Gascoin</i>
Carlo de Carli Collection .....	60	<i>Carlo De Carli</i>
Coco Collection .....	63	<i>OEO Studio</i>
Matégot Collection .....	66	<i>Mathieu Matégot</i>
Croissant Collection .....	69	<i>Illum Wikkelsø</i>
Daumiller Collection .....	72	<i>Rainer Daumiller</i>
Flaneur Collection .....	74	<i>GamFratesi</i>
Gent Collection .....	82	<i>GamFratesi</i>
GMG Collection .....	84	<i>Greta M. Grossman</i>
Grace Collection .....	86	<i>Tove Kindt Larsen</i>
GUBI 3D Collection .....	88	<i>Komplot Design</i>
GUBI Furniture Collection .....	103	<i>GUBI</i>
Masculo Collection .....	106	<i>GamFratesi</i>
Modern Line Collection .....	110	<i>Greta M. Grossman</i>
MR Collection .....	116	<i>Mathias Rasmussen</i>
Pacha Collection .....	118	<i>Pierre Paulin</i>
Sejour Collection .....	134	<i>GamFratesi</i>
Stay Collection .....	136	<i>Space Copenhagen</i>
Tail Collection .....	146	<i>GamFratesi</i>
Tropique Collection .....	148	<i>Mathieu Matégot</i>
TS Collection .....	150	<i>GamFratesi</i>
V11 Collection .....	152	<i>Illum Wikkelsø</i>
Violin Collection .....	154	<i>GamFratesi</i>
Wonder Collection .....	156	<i>Space Copenhagen</i>

### Tables

Adnet Collection .....	162	<i>Jacques Adnet</i>
Atmosfera Collection .....	164	<i>GUBI</i>
Gascoin Collection .....	166	<i>Marcel Gascoin</i>
Carmel Collection .....	168	<i>OEO Studio</i>

Doric Collection .....	171	<i>GamFratesi</i>
Epic Collection .....	173	<i>GamFratesi</i>
GUBI 1.0 Collection .....	178	<i>GUBI</i>
GUBI 2.0 Collection .....	182	<i>GUBI</i>
GUBI Dining Table Collection .....	185	<i>Komplot Design</i>
IOI Collection .....	188	<i>GamFratesi</i>
Moon Collection .....	191	<i>Space Copenhagen</i>
Pedra Collection .....	196	<i>Corsini &amp; Ruiz Millet</i>
Pietra Collection .....	198	<i>GamFratesi</i>
Private Collection .....	200	<i>Space Copenhagen</i>
Tropique Collection .....	202	<i>Mathieu Matégot</i>
TS Collection .....	204	<i>GamFratesi</i>

### Mirrors

Adnet Collection .....	213	<i>Jacques Adnet</i>
Gio Ponti Mirror Collection .....	216	<i>Gio Ponti</i>
GUBI Wall Mirror Collection .....	219	<i>GUBI</i>
IOI Collection .....	221	<i>GamFratesi</i>
Vanity Collection .....	223	<i>GamFratesi</i>

### Storage

62 Collection .....	225	<i>Greta M. Grossman</i>
Matégot Collection .....	227	<i>Mathieu Matégot</i>
Private Collection .....	233	<i>Space Copenhagen</i>

### Objects

Space Objects Collection .....	235	<i>Space Copenhagen</i>
GUBI X Golran Collection .....	237	<i>GUBI</i>
Matégot Collection .....	240	<i>Mathieu Matégot</i>

# Upholstery

GUBI offers three different upholstery options

## 1. UPHOLSTERY ASSORTMENT: “RECOMMENDED BY GUBI”

These are typologies of fabrics and leathers in a wide and carefully selected range of colors, produced in high-quality materials by GUBI's preferred upholstery suppliers and represents what we recommend for use on our upholstered products. Product suitability among the recommended assortment can always be confirmed based on our dedicated suitability matrix. We kindly ask our partners to use these recommended fabrics and leathers in the recommended colors when possible.

Hangers representing the full recommended upholstery assortment are available to order and single swatch samples can be ordered on UPHOLSTERY.GUBI.COM (in Europe only). Orders on fabric and leather ranges that are part of GUBI's recommended assortment, but in other colors than those recommended, will be accepted, but not further supported with samples or images. Longer lead times must be expected for such orders. Colors from fabrics produced by GUBI that are not listed below are discontinued and cannot be ordered.

## 2. OTHER “NON-RECOMMENDED” FABRICS (by GUBI-Preferred Upholstery Vendor)

We accept orders in non-recommended fabric or leathers if they are supplied by one of GUBI's preferred upholstery suppliers (please see the “Upholstery Vendor” list on next page). However, such orders will only be accepted against a minimum order value of Partner Trade Price (PTP) USD 10.000 per configured item (freight charges not included). If you want to order a GUBI product in a non-recommended fabric or leather, a test will typically be required prior to placing such an order to make sure that the upholstery is suitable for the product and meets our strict quality requirements. The processing time for such a test is typically 2-3 weeks and an administration and testing fee of USD 120 will be applied to the order.

If the non-recommended upholstery is not from one of GUBI's recommended upholstery suppliers, the order will be handled as COM/COL.

## 3. COM/COL\*

\*COM =Customer's Own Material  
\*COL= Customer's Own Leather

COM/COL orders will only be accepted in non-recommended upholsteries if the given upholstery is sourced from a non-recommended GUBI supplier (please see the “Upholstery Vendor” list on next page).  
COM/COL orders will only be accepted against a minimum order value of Partner Trade Price (PTP) USD 10.000 per configured item (freight charges not included).

For COM/COL orders an upholstery suitability test may be needed before processing the order. This is in order to determine the suitability of the material and to make sure it meets our strict quality requirements. The processing time for such test is typically 1-2 weeks from when the material is received. An administration and testing fee of USD 60 will be added to the order. Production lead time is approximately 3-5 weeks from confirmed receipt of the COM/COL material at the factory.

COM/COL products are charged at price group “C”.

## FIRE RETARDANCY COMPLIANCE: USA

California Technical Bulletin 117 – 2013 (CA TB 117-2013)

Inherent naturally      The fabric meets the relevant requirement. Does NOT contain flame retardants. There is no additional cost.

## UPHOLSTERY ASSORTMENT: “RECOMMENDED BY GUBI”

These are typologies of fabrics and leathers in a wide and carefully selected range of colors, produced in high-quality materials by GUBI's preferred upholstery suppliers and represents what we recommend for use on our upholstered products.

Product suitability among the recommended assortment can always be confirmed based on our dedicated suitability matrix. We kindly ask our partners to use these recommended fabrics and leathers in the recommended colors when possible.

PRICE GRP.	COLLECTION	SUPPLIER	COMPOSITION	DURABILITY	TPOLOGY	SAMPLE COLORS	CA TB 117-2013	BS5852 C&M	BS5852 CRIB5
PRICE GRP. A									
Price Grp. A	Bonito	JAB	36% Polyester (PES), 32% Cotton (CO), 22% Viscose (CV / VI), 10% Flax/Linen (LI)	100.000 Martindale	Chenille	075, 074, 191, 091, 095	Inherent naturally	Inherent naturally	Can not be treated
Price Grp. A	Hot Madison Reboot	JAB	63% Cotton (CO), 37% Flax/Linen (LI)	55.000 Martindale	Basic	CH1249 073, CH1249 096, CH1249 419, CH1249 497, CH1249 695, CH1249 713, CH1249 715, CH1249 988	Inherent naturally	Not available	Not available

PRICE GRP.	COLLECTION	SUPPLIER	COMPOSITION	DURABILITY	TPOLOGY	SAMPLE COLORS	CA TB 117- 2013	BS5852 C&M	BS5852 CRIB5
Price Grp. A	Indianskop	Limonta	34% Viscose (CV / VI), 31% Cotton (CO), 15% Flax/Linen (LI), 13% Acrylic (PC / PAN), 7% Polyester (PES)	25.000 Martindale	Basic	15, 36, 43  <b>31, 40 &amp; 65 Outphasing</b>	Inherent naturally	Not available	Not available
Price Grp. A	Leslie Stripe	Limonta	80% Polypropylene (PP), 20% Polyester (PES)	40.000 Martindale	Outdoor	020, 040	Inherent naturally	Can be treated - MOQ: 50.0	Can not be treated
Price Grp. A	Leslie	Limonta	73% Polypropylene (PP), 27% Polyester (PES)	40.000 Martindale	Outdoor	006, 012	Inherent naturally	Can be treated - MOQ: 50.0	Can not be treated
Price Grp. A	Natté	Sunbrella	100% Acrylic, Sunbrella	30.000 Martindale	Basic	Linen Chalk, Nature, Heather Chalk, Graumel Chalk	Inherent naturally	Not available	Can not be treated
Price Grp. A	Relate	Kvadrat	100% Trevira CS (PES)	80.000 Martindale	Basic	221, 441, 341, 401, 921, 461, 171, 111, 191, 991, 181, 161, 791	Inherent naturally	Can be treated	Inherent naturally
Price Grp. A	Tempt	Gabriel	100% Polyester (PES)	90.000 Martindale	Structured fabrics	60152, 61168, 61172	Inherent naturally	Inherent naturally	Can not be treated
Price Grp. A	Valencia	Spradling	100% Vinyl	300.000 Martindale	Leather	107-0001 Praline', 107- 0035 Terracotta, 107-1049 Leinen, 107- 1050 Beige, 107-2062 Port, 107- 4002 Laurel, 107-4045 Perle, 107- 8032 Weiss, 107-9035 Schwarz, 107-5065 Petrol, 107- 2113 Lotus, 107-2119 Teal, 107- 2108 Night, 107-2117 16- 1334 Cashmere, 107-2115 Chestnut	Inherent naturally	Can not be treated	Can not be treated
PRICE GRP. B									

PRICE GRP.	COLLECTION	SUPPLIER	COMPOSITION	DURABILITY	TPOLOGY	SAMPLE COLORS	CA TB 117-2013	BS5852 C&M	BS5852 CRIB5
Price Grp. B	Alberobello	Limonta	43% Acrylic (PC / PAN), 29% Viscose (CV / VI), 16% Polyester (PES), 12% Flax/Linen (LI)	30.000 Martindale	Chenille	002, 023, 027	Inherent naturally	Can be treated - MOQ: 50.0	Can be treated - MOQ: 50.0
Price Grp. B	Annet Crib5	Nevotex	100% Leather, Half Grain		Leather	Calvados, Black, Sand	Inherent naturally	Inherent by production	Inherent by production
Price Grp. B	Ascendent	JAB Chivasso	45% Cotton (CO), 19% Viscose (CV / VI), 15% Wool (WO), 13% Polyacrylic (PC), 8% Nylon / Polyamide (PA)	60.000 Martindale	Structured fabrics	022, 030, 070, 071, 072, 091	Inherent naturally	Inherent naturally	Can not be treated
Price Grp. B	Basic	GUBI	100% Leather, Corrected		Leather	Black, Brandy, Dark Brown	Inherent naturally	Inherent naturally	Not available
Price Grp. B	Canvas 2	Kvadrat	90% Wool (WO) - New Wool Worsted, 10% Nylon / Polyamide (PA)	100.000 Martindale	Basic	134, 124, 224, 374, 424, 674	Inherent naturally	Inherent naturally	Can be treated
Price Grp. B	Dandy	GUBI	92% Polyester (PES), 5% Cotton (CO), 3% Wool (WO)	100.000 Martindale	Velvet	902, 202 Merlot, 303 Rusty Red, 501 Smoky Green, 502 Emerald Green, 503 Moss, 602 Steel Blue, 606 Midnight Blue, 700 Blush, 905 Dune, 301, 702	Inherent naturally	Can be treated	Can not be treated
Price Grp. B	Dora Boucle	Enzo Degli Angiuoni	35% Acrylic (PC / PAN), 32% Virgin Wool (WV) / Fleece Wool, 27% Polyester (PES), 6% Cotton (CO)	20.000 Martindale	Structured fabrics	0001, 0002, 0003	Inherent naturally	Can not be treated	Can not be treated
Price Grp. B	Eero Special FR	Dedar	100% Polyester (PES) FR	40.000 Martindale	Structured fabrics	103, 106	Inherent naturally	Inherent naturally	Inherent naturally
Price Grp. B	Flair Special FR	Dedar	100% Polyester (PES) FR	50.000 Martindale	Basic	101, 134, 201 <b>108 Outphasing</b>	Inherent naturally	Inherent naturally	Inherent naturally
Price Grp. B	Forli	Limonta	35% Acrylic (PC / PAN), 23% Viscose (CV / VI), 20% Polyester (PES), 12% Cotton (CO), 10% Flax/Linen (LI)	40.000 Martindale	Chenille	027, 002, 004, 011 <b>017 Outphasing</b>	Inherent naturally	Can not be treated	Can not be treated

PRICE GRP.	COLLECTION	SUPPLIER	COMPOSITION	DURABILITY	TPOLOGY	SAMPLE COLORS	CA TB 117-2013	BS5852 C&M	BS5852 CRIB5
Price Grp. B	Harp	GUBI	70% Cotton (CO), 15% Acrylic (PC / PAN), 8% Polyester (PES), 5% Wool (WO), 2% Polyamide (PA)	25.000 Martindale	Structured fabrics	10 Sage, 24 Ivory, 20 Safari, 200 Rose, 8 Antique Rose	Inherent naturally	Can not be treated	Can be treated - MOQ: 25.0
Price Grp. B	Lorkey	Limonta	88% Polypropylene (PP), 12% Polyester (PES)	30.000 Martindale	Structured fabrics	40, 41, 43, 03, 44	Inherent naturally	Not available	Can not be treated
Price Grp. B	Mumble	Glamour Group	72% Polyester (PES) - Recycled, 28% Polyester (PES)	50.000 Martindale	Chenille	49, 10, 11, 14, 22, 40, 02	Inherent naturally	Not available	Not available
Price Grp. B	Plutarco	Limonta	97% Polypropylene (PP), 3% Polyester (PES)	50.000 Martindale	Structured fabrics	158	Inherent naturally	Can be treated	Not available
Price Grp. B	Remix 3	Kvadrat	90% Wool (WO) - New Wool Worsted, 10% Nylon / Polyamide (PA)	100.000 Martindale	Basic	123, 133, 163, 152, 242, 233, 433, 743	Inherent naturally	Inherent naturally	Can be treated
Price Grp. B	Sunday	Dedar	100% Trevira CS (PES)	100.000 Martindale	Velvet	006, 007, 018, 112, 002, 003, 004, 133, 010, 014, 016, 025, 030, 032, 034	Inherent naturally	Inherent naturally	Inherent naturally
PRICE GRP. C									
Price Grp. C	Alouette	Dedar	65% Polyester (PES), 35% Polypropylene (PP)	80.000 Martindale	Outdoor	002, 005, 006	Inherent naturally	Can not be treated	Can not be treated
Price Grp. C	Around Bouclé	Dedar	100% Polyester (PES) FR	55.000 Martindale	Structured fabrics	004, 141, 012, 023, 032, 033	Inherent naturally	Inherent naturally	Inherent naturally
Price Grp. C	Belsuede Special FR	Dedar	100% Trevira CS (PES)	80.000 Martindale	Chenille	001, 002, 003, 132, 133, 010, 012, 016, 038, 039	Inherent naturally	Inherent naturally	Inherent naturally
Price Grp. C	Bouclé	GUBI	49% Wool (WO), 34% Cotton (CO), 14% Nylon / Polyamide (PA), 3% Polyester (PES)	30.000 Martindale	Structured fabrics	001, 002, 003, 004, 005, 006	Inherent naturally	Inherent naturally	Can not be treated
Price Grp. C	Hallingdal 65	Kvadrat	70% Wool (WO) - New, 30% Viscose (CV / VI)	100.000 Martindale	Basic	103, 116, 166, 173, 110	Inherent naturally	Inherent naturally	Inherent naturally
Price Grp. C	Lupo Special Diagonal Bouclé	Dedar	73% Trevira CS (PES), 27% Polyester (PES) FR	40.000 Martindale	Structured fabrics	007, 008, 009	Inherent naturally	Inherent naturally	Inherent naturally



PRICE GRP.	COLLECTION	SUPPLIER	COMPOSITION	DURABILITY	TPOLOGY	SAMPLE COLORS	CA TB 117-2013	BS5852 C&M	BS5852 CRIB5
Price Grp. C	Smooth leather	GUBI	100% Leather, Semi-Aniline	30.000 Flex endurance	Leather	Cream FL9976, Coffee FL2972	Inherent naturally	Inherent naturally	Inherent naturally
Price Grp. C	Soft Leather	GUBI	100% Leather, Aniline		Leather	Army, Gray, Hazelnut, Black	Inherent naturally	Inherent naturally	Can not be treated
Price Grp. C	Steelcut Trio 3	Kvadrat	90% Wool (WO) - New Wool Worsted, 10% Nylon / Polyamide (PA)	100.000 Martindale	Basic	213, 506, 236, 996, 176, 246, 466	Inherent naturally	Inherent naturally	Can be treated
Price Grp. C	Vidar 4	Kvadrat Raf Simons	94% Wool (WO) - New, 6% Nylon / Polyamide (PA)	100.000 Martindale	Structured fabrics	0363, 0733, 0743, 0913, 0182, 0222, 0152, 0143, 0333, 0554, 1062, 1511, 1880	Inherent naturally	Inherent naturally	Can be treated
PRICE GRP. D									
Price Grp. D	Acca Stripe	Kvadrat Sahco	35% Viscose (CV / VI), 33% Cotton (CO) - Recycled, 25% Polyester (PES) - Recycled, 7% Polyacrylic (PC) - Recycled	50.000 Martindale	Structured fabrics	0331, 0731, 0131	Inherent naturally	Can be treated	Can be treated
Price Grp. D	Acca	Kvadrat Sahco	35% Viscose (CV / VI), 33% Cotton (CO) - Recycled, 25% Polyester (PES) - Recycled, 7% Polyacrylic (PC) - Recycled	50.000 Martindale	Structured fabrics	0121, 0191, 0141, 0361, 0381	Inherent naturally	Can be treated	Can be treated
Price Grp. D	Chevron Outdoor FR	Dedar	100% Polyethylene Terephthalate (PE)	40.000 Martindale	Chenille	002, 008, 022, 034, 035	Inherent naturally	Inherent naturally	Can not be treated
Price Grp. D	Karakorum	Dedar	42% Wool (WO), 33% Viscose (CV / VI), 24% Cotton (CO), 1% Nylon / Polyamide (PA)	40.000 Martindale	Structured fabrics	001, 003, 004	Inherent naturally	Inherent naturally	Inherent naturally
Price Grp. D	Libera	Dedar	100% Polypropylene (PP)	40.000 Martindale	Structured fabrics	001, 002, 003	Inherent naturally	Can not be treated	Can not be treated



PRICE GRP.	COLLECTION	SUPPLIER	COMPOSITION	DURABILITY	TPOLOGY	SAMPLE COLORS	CA TB 117- 2013	BS5852 C&M	BS5852 CRIB5
Price Grp. D	Paloma	GUBI	100% Leather	30.000 Flex endurance	Leather	PO55200 Artic, PO20005 Camel, PO56059 Chocolate, PO05509 Dark brown, PO05503 Cedar, PO20074 Hunter, PO05599 Black, PO05489 Champagne, PO05522 Ivory, PO20010 Parchment, PO20174 Sierra, PO55132 Smoke	Inherent naturally	Inherent naturally	Inherent naturally
Price Grp. D	Safire	Kvadrat Sahco	43% Viscose (CV / VI), 17% Polyacrylic (PC), 15% Wool (WO), 9% Cotton (CO), 8% Flax/Linen (LI), 8% Polyester (PES)	44.000 Martindale	Structured fabrics	0007, 0006, 0016, 0008	Inherent naturally	Inherent naturally	Can be treated
Price Grp. D	Sunniva 3	Kvadrat Raf Simons	58% Wool (WO) - New, 25% Viscose (CV / VI), 8% Flax/Linen (LI), 5% Nylon / Polyamide (PA), 4% Polyester (PES)	50.000 Martindale	Basic	662, 717, 233, 763, 183, 783	Inherent naturally	Can not be treated	Can be treated
PRICE GRP. E									
Price Grp. E	Leisure	Sørensen Leather	100% Leather, Aniline	50.000 Flex endurance	Leather	42502 Sand, 42500, 42507, 42508, 42509, 42513	Inherent naturally	Inherent naturally	Can not be treated
Price Grp. E	Sheepskin	Skandilock	100% Sheepskin		Fur	Moonlight, Off White, Sahara, Espresso	Inherent naturally	Inherent naturally	Inherent naturally
Price Grp. E	Svevo	Dedar	44% Flax/Linen (LI), 26% Wool (WO), 18% Viscose (CV / VI), 12% Nylon / Polyamide (PA)	40.000 Martindale	Basic	001, 002, 004	Inherent naturally	Not available	Not available
PRICE GRP. F									

PRICE GRP.	COLLECTION	SUPPLIER	COMPOSITION	DURABILITY	TPOLOGY	SAMPLE COLORS	CA TB 117-2013	BS5852 C&M	BS5852 CRIB5
Price Grp. F	Alpaca Alto	Dedar	41% Wool (WO), 28% Alpaca (WP), 16% Cotton (CO), 11% Polyester (PES), 4% Viscose (CV / VI)	35000 Martindale	Velvet	003, 006, 012, 013, 014, 015, 016, 019, 021, 023	Inherent naturally	Inherent naturally	Inherent naturally
Price Grp. F	Artemidor	Dedar	41% Alpaca (WP), 41% Wool (WO), 18% Cotton (CO)	36.000 Martindale	Structured fabrics	001	Inherent naturally	Inherent naturally	Inherent naturally
Price Grp. F	Brescia	Leder Reinhardt	100% Leather, Aniline		Leather	2594, 0509, 2476	Inherent naturally	Inherent naturally	Not available
Price Grp. F	Chamois	GUBI	100% Leather, Aniline, Nubuck Finishing		Leather	1708 Cuoio, 1709 Caramel, 1715 Elefant, 1716 Doeskin	Inherent naturally	Inherent naturally	Not available
Price Grp. F	Dunes	Sørensen Leather	100% Leather, Aniline	20.000 flex resistance	Leather	21000, 21003, 21004	Inherent naturally	Inherent naturally	Can not be treated
Price Grp. F	Triumph Crib5	Sørensen Leather	100% Leather, Aniline	50.000 Flex resistance	Leather	43455 Nougat, 43471 Cognac, 43484 Black	Inherent naturally	Can not be treated	Inherent naturally

# Upholstery Vendor:

## GUBI Preferred Suppliers list

Below are the fabric and leather suppliers GUBI works with, should you wish to use a fabric or leather from one of these suppliers, GUBI will order this and provide pricing. Fabrics and leathers from these suppliers have not necessarily been tested on our products and therefore they must be approved by GUBI before proceeding

SUPPLIER
Alessandro Bini
Backhausen
Kvadrat Febrik
Dedar
Enzo Degli Angiuoni
GUBI
Gabriel
Glamour Group
JAB
JAB Chivasso
Kvadrat
Kvadrat Raf Simons
Kvadrat Sahco
Limonta
Nevotex
Sørensen Leather

# GUBI

Price List 01/2025

# Basket Collection

Designed by Joe Colombo



Model 44167

Basket Lounge Chair - Fully Upholstered

Dimensions: 89x91x68 cm

Seat height: 43 cm

Product weight: 25.75 kg



Model 44005

Basket Sofa - Fully Upholstered, 2-seater

Dimensions: 89x169x68 cm

Seat height: 43 cm

Product weight: 41 kg



Model 43905

Basket Sofa - Fully Upholstered, 3-seater

Dimensions: 89x233x68 cm

Seat height: 43 cm

Product weight: 60 kg

# GUBI

Price List 01/2025

# Bat Collection

Designed by GamFratesi

S = Selective Assortment | • = Outphasing | O = Outdoor



Model 11482  
Bat Dining Chair - Un-Upholstered, Conic  
base

Dimensions: 57x61x83 cm  
Seat height: 43,5 cm  
Product weight: 6 kg

BASE	COLOR	ITEM NO.
Antique Brass	Alabaster White	10065891 <i>Felt Glides</i>   10065890 <i>Plastic Glides</i>
	Black	10024761 <i>Felt Glides</i>   10024760 <i>Plastic Glides</i>
	Mocha Brown	10133254 <i>Felt Glides</i>   10133253 <i>Plastic Glides</i>
	New Beige	10024801 <i>Felt Glides</i>   10024800 <i>Plastic Glides</i>
Black Chrome	Alabaster White	10065895 <i>Felt Glides</i>   10065894 <i>Plastic Glides</i>
	Black	10024765 <i>Felt Glides</i>   10024764 <i>Plastic Glides</i>
	Mocha Brown	10133258 <i>Felt Glides</i>   10133257 <i>Plastic Glides</i>
	New Beige	10024805 <i>Felt Glides</i>   10024804 <i>Plastic Glides</i>
Black Matt	Alabaster White	10065893 <i>Felt Glides</i>   10065892 <i>Plastic Glides</i>
	Black	10024763 <i>Felt Glides</i>   10024762 <i>Plastic Glides</i>
	Mocha Brown	10133256 <i>Felt Glides</i>   10133255 <i>Plastic Glides</i>
	New Beige	10024803 <i>Felt Glides</i>   10024802 <i>Plastic Glides</i>
Brass Semi Matt	Alabaster White	10065898 <i>Felt Glides</i>   10065896 <i>Plastic Glides</i>
	Black	10024767 <i>Felt Glides</i>   10024766 <i>Plastic Glides</i>
	Mocha Brown	10133260 <i>Felt Glides</i>   10133259 <i>Plastic Glides</i>
	New Beige	10024807 <i>Felt Glides</i>   10024806 <i>Plastic Glides</i>
Chrome	Alabaster White	10065900 <i>Felt Glides</i>   10065899 <i>Plastic Glides</i>
	Black	10024769 <i>Felt Glides</i>   10024768 <i>Plastic Glides</i>
	Mocha Brown	10133262 <i>Felt Glides</i>   10133261 <i>Plastic Glides</i>
	New Beige	10024809 <i>Felt Glides</i>   10024808 <i>Plastic Glides</i>





Model 30091

### Bat Dining Chair - Un-Upholstered, Plastic base, Monochrome

Dimensions: 57x61x83 cm

Seat height: 44,5 cm

Product weight: 6.2 kg

BASE	COLOR	ITEM NO.
• Black	Black	10069547



Model 36582

### Bat Dining Chair - Un-Upholstered, Plastic base, Monochrome, Outdoor

Dimensions: 57x61x83 cm

Seat height: 44,5 cm

Product weight: 6.2 kg

BASE	COLOR	ITEM NO.
O Alabaster White	Alabaster White	10078589
O Black	Black	10135227
O New Beige	New Beige	10078588



Model 10209

### Bat Dining Chair - Un-Upholstered, Wood base

Dimensions: 57x61x83 cm

Seat height: 44,5 cm

Product weight: 5.4 kg

BASE	COLOR	ITEM NO.
S American Walnut Matt Lacquered	Alabaster White	10068180 <i>Felt Glides</i>   10068179 <i>Plastic Glides</i>
S	Black	10024831 <i>Felt Glides</i>   10024830 <i>Plastic Glides</i>
	Mocha Brown	10133264 <i>Felt Glides</i>   10133263 <i>Plastic Glides</i>
S	New Beige	10024863 <i>Felt Glides</i>   10024862 <i>Plastic Glides</i>
Black Stained Beech Semi Matt Lacquered	Alabaster White	10068182 <i>Felt Glides</i>   10068181 <i>Plastic Glides</i>
S	Black	10024833 <i>Felt Glides</i>   10024832 <i>Plastic Glides</i>
	Mocha Brown	10133266 <i>Felt Glides</i>   10133265 <i>Plastic Glides</i>
S	New Beige	10024865 <i>Felt Glides</i>   10024864 <i>Plastic Glides</i>

**S** = *Selective Assortment* | **•** = *Outphasing* | **O** = *Outdoor*

BASE	COLOR	ITEM NO.
Oak Semi Matt Lacquered	Alabaster White	10068184 <i>Felt Glides</i>   10068183 <i>Plastic Glides</i>
<b>S</b>	Black	10024835 <i>Felt Glides</i>   10024834 <i>Plastic Glides</i>
	Mocha Brown	10133268 <i>Felt Glides</i>   10133267 <i>Plastic Glides</i>
<b>S</b>	New Beige	10024867 <i>Felt Glides</i>   10024866 <i>Plastic Glides</i>
Smoked Oak Matt Lacquered	Alabaster White	10068186 <i>Felt Glides</i>   10068185 <i>Plastic Glides</i>
	Black	10024837 <i>Felt Glides</i>   10024836 <i>Plastic Glides</i>
	Mocha Brown	10133270 <i>Felt Glides</i>   10133269 <i>Plastic Glides</i>
<b>S</b>	New Beige	10024869 <i>Felt Glides</i>   10024868 <i>Plastic Glides</i>



Model 10207

### Bat Dining Chair - Front Upholstered, Conic base

Shell Colour(s): Alabaster White, Black, Mocha Brown, New Beige

Dimensions: 57x61x85 cm  
Seat height: 45 cm  
Product weight: 8.8 kg

#### BASE

Antique Brass

Black Chrome

Black Matt

Brass Semi Matt

Chrome



Model 30092

### Bat Dining Chair - Front Upholstered, Plastic base

Shell Colour(s): Alabaster White, Black, New Beige

Dimensions: 57x61x85 cm

Seat height: 46 cm

Product weight: 9 kg

#### BASE

Alabaster White

Black

New Beige



Model 11481

### Bat Dining Chair - Front Upholstered, Wood base

Shell Colour(s): Alabaster White, Black, Mocha Brown, New Beige

Dimensions: 57x61x85 cm

Seat height: 46 cm

Product weight: 8.2 kg

#### BASE

American Walnut Matt  
Lacquered

Black Stained Beech Semi  
Matt Lacquered

Oak Semi Matt Lacquered

Smoked Oak Matt Lacquered



Model 30079

### Bat Dining Chair - Fully Upholstered, Black Plastic Base

Dimensions: 57x61x85 cm

Seat height: 46 cm

Product weight: 8.6 kg

#### BASE

Black



Model 10208

### Bat Dining Chair - Fully Upholstered, Conic base

Dimensions: 57x61x85 cm

Seat height: 45 cm

Product weight: 9.4 kg

#### BASE

Antique Brass

Black Chrome

Black Matt

Brass Semi Matt

Chrome



Model 11483

### Bat Dining Chair - Fully Upholstered, Wood base

Dimensions: 57x61x85 cm

Seat height: 46 cm

Product weight: 8.8 kg

#### BASE

American Walnut Matt  
Lacquered

Black Stained Beech Semi  
Matt Lacquered

Oak Semi Matt Lacquered

Smoked Oak Matt Lacquered



Model 11494

### Bat Meeting Chair - Un-Upholstered, Swivel base

Dimensions: 57x61x83 cm

Seat height: 44,5 cm

Product weight: 8 kg

BASE	COLOR	ITEM NO.
S Black Matt	Alabaster White	10065933 <i>Felt Glides</i>   10065932 <i>Plastic Glides</i>
S	Black	10024957 <i>Felt Glides</i>   10024956 <i>Plastic Glides</i>
	Mocha Brown	10133276 <i>Felt Glides</i>   10133275 <i>Plastic Glides</i>
S	New Beige	10024965 <i>Felt Glides</i>   10024964 <i>Plastic Glides</i>
Brass Semi Matt	Alabaster White	10065935 <i>Felt Glides</i>   10065934 <i>Plastic Glides</i>
	Black	10024971 <i>Felt Glides</i>   10024970 <i>Plastic Glides</i>
	Mocha Brown	10133278 <i>Felt Glides</i>   10133277 <i>Plastic Glides</i>
S	New Beige	10024979 <i>Felt Glides</i>   10024978 <i>Plastic Glides</i>



Model 11492

### Bat Meeting Chair - Un-Upholstered, 4-star w. castors

Dimensions: 57x61x83 cm

Seat height: 44,5 cm

Product weight: 8 kg

BASE	COLOR	ITEM NO.
• Black Matt	Alabaster White	10065929
•	Black	10024935
•	New Beige	10024947
• Polished Aluminium/Black Matt	Alabaster White	10065930
•	Black	10024937
•	New Beige	10024949



Model 11491

### Bat Meeting Chair - Un-Upholstered, 4-star base

Dimensions: 57x61x83 cm

Seat height: 44,5 cm

Product weight: 7.6 kg

BASE	COLOR	ITEM NO.
• Black Matt	Alabaster White	10065924 <i>Felt Glides</i>   10065923 <i>Plastic Glides</i>
S •	Black	10024900 <i>Felt Glides</i>   10024893 <i>Plastic Glides</i>
• S	New Beige	10024904 <i>Felt Glides</i>   10024897 <i>Plastic Glides</i>
• Polished Aluminium/Black Matt	Alabaster White	10065926 <i>Felt Glides</i>   10065925 <i>Plastic Glides</i>
•	Black	10024928 <i>Felt Glides</i>   10024921 <i>Plastic Glides</i>
•	New Beige	10024932 <i>Felt Glides</i>   10024925 <i>Plastic Glides</i>



Model 11493


### Bat Meeting Chair - Un-Upholstered, 4 legs w. castors

Dimensions: 57x61x83 cm

Seat height: 44,5 cm

Product weight: 6.4 kg

BASE	COLOR	ITEM NO.
Black	Alabaster White	10065919
	Black	10024886
	Mocha Brown	10133272
	New Beige	10024890



Model 61378

### Bat Meeting Chair - Un-Upholstered, Height adjustable 4-star base

Dimensions: 57x61x75-86,5 cm

Seat height: 38,5-50 cm

Product weight: 8.1 kg

BASE	COLOR	ITEM NO.
Black Matt	Alabaster White	10129507
	Black	10129503
	Mocha Brown	10133273

S = Selective Assortment | • = Outphasing | O = Outdoor

BASE

COLOR

ITEM NO.

New Beige

10129505



Model 61379  
Bat Meeting Chair - Un-Upholstered, Height adjustable 4-star base w. castors

Dimensions: 57x61x77-88,5 cm  
Seat height: 38,5-50 cm  
Product weight: 8.5 kg

BASE

COLOR

ITEM NO.

Black Matt

Alabaster White

10129512

Black

10129508

Mocha Brown

10133274

New Beige

10129510



Model 11488  
Bat Meeting Chair - Front Upholstered, 4 legs w. castors

Shell Colour(s): Alabaster White, Black, Mocha Brown, New Beige

Dimensions: 57x61x85 cm  
Seat height: 46 cm  
Product weight: 9.2 kg

BASE

Black Matt



Model 11496  
Bat Meeting Chair - Front Upholstered, Swivel base

Shell Colour(s): Alabaster White, Black, Mocha Brown, New Beige

Dimensions: 57x61x85 cm  
Seat height: 46 cm  
Product weight: 10.8 kg

BASE

Black Matt

Brass Semi Matt





Model 11495

### Bat Meeting Chair - Front Upholstered, 4-star w. castors

Shell Colour(s): Alabaster White, Black, New Beige

Dimensions: 57x61x85 cm

Seat height: 46 cm

Product weight: 11 kg

#### BASE

Black Matt

Polished Aluminium/Black Matt



Model 11489

### Bat Meeting Chair - Front Upholstered, 4-star base

Shell Colour(s): Alabaster White, Black, New Beige

Dimensions: 57x61x85 cm


Seat height: 46 cm

Product weight: 10.4 kg

#### BASE

Black Matt

Polished Aluminium/Black Matt



Model 61368

### Bat Meeting Chair - Front Upholstered, Height adjustable 4-star base

Shell Colour(s): Alabaster White, Black, Mocha Brown, New Beige

Dimensions: 57x61x75-86,5 cm

Seat height: 38-49,5 cm

Product weight: 11.5 kg

#### BASE

Black Matt



Model 61369

### Bat Meeting Chair - Front Upholstered, Height adjustable 4-star base w. castors

Shell Colour(s): Alabaster White, Black, Mocha Brown, New Beige

Dimensions: 57x61x77-88,5 cm

Seat height: 40-51,5 cm

Product weight: 11.5 kg

#### BASE

Black Matt



Model 11498

### Bat Meeting Chair - Fully Upholstered, 4- star base

Dimensions: 57x61x85 cm

Seat height: 46 cm

Product weight: 11 kg

#### BASE

Black Semi Matt

Polished Aluminium/Black Matt



Model 11500

### Bat Meeting Chair - Fully Upholstered, Swivel base

Dimensions: 57x61x85 cm

Seat height: 46 cm

Product weight: 11.4 kg

#### BASE

Black Matt

Brass Semi Matt



Model 11497

Bat Meeting Chair - Fully Upholstered, 4 legs w. castors

Dimensions: 57x61x85 cm

Seat height: 46 cm

Product weight: 9.8 kg

### BASE

Black Matt



Model 11499

Bat Meeting Chair - Fully Upholstered, 4-star w. castors

Dimensions: 57x61x85 cm

Seat height: 46 cm

Product weight: 11.4 kg

### BASE

Black Semi Matt

Polished Aluminium/Black Matt



Model 61370

Bat Meeting Chair - Fully Upholstered, Height adjustable 4-star base

Dimensions: 57x61x75-86,5 cm

Seat height: 38-49,5 cm

Product weight: 11.5 kg

### BASE

Black Matt



Model 61371

Bat Meeting Chair - Fully Upholstered,  
Height adjustable 4-star base w. castors

Dimensions: 57x61x77-88,5 cm

Seat height: 40-51,5 cm

Product weight: 11.9 kg

### BASE

Black Matt



Model 11522

Bat Lounge Chair - Fully Upholstered, Low  
back, 4-star base, Swivel Base

Dimensions: 83x85x81 cm

Seat height: 39 cm

Product weight: 21.2 kg

### BASE

- Black Matt
- Polished Aluminium/Black Matt



Model 10212

Bat Lounge Chair - Fully Upholstered, Low  
back, Conic base

Dimensions: 83x85x81 cm

Seat height: 39 cm

Product weight: 16 kg

### BASE

Antique Brass

Black Matt

Brass Semi Matt



Model 11521

Bat Lounge Chair - Fully Upholstered, High back, 4-star base, Swivel Base

Dimensions: 83x85x101 cm

Seat height: 39 cm

Product weight: 21.8 kg

### BASE

- Black Matt
- Polished Aluminium/Black Matt



Model 10210

Bat Lounge Chair - Fully Upholstered, High back, Conic base

Dimensions: 83x85x101 cm

Seat height: 39 cm

Product weight: 17 kg

### BASE

Antique Brass

Black Matt

Brass Semi Matt



Model 11477

Bat Ottoman - Fully Upholstered, Conic base

Dimensions: 50x60x40 cm

Product weight: 8 kg

### BASE

- Antique Brass
- Black Matt
- Brass Semi Matt

# GUBI

# Beetle Collection

Designed by GamFratesi



Model 10256

### Beetle Dining Chair - Un-Upholstered, H45, Conic base, Set of 4

Dimensions: 55x56x87 cm

Seat height: 44 cm

Product weight: 20 kg

BASE	COLOR	ITEM NO.
Black Chrome	Fern Green	10133131 <i>Plastic Glides</i>
	Lunar Gray	10133130 <i>Plastic Glides</i>
	Mocha Brown	10133129 <i>Plastic Glides</i>
Black Matt	Fern Green	10133100 <i>Plastic Glides</i>
	Lunar Gray	10133099 <i>Plastic Glides</i>
	Mocha Brown	10133098 <i>Plastic Glides</i>
Brass Semi Matt	Fern Green	10133134 <i>Plastic Glides</i>
	Lunar Gray	10133133 <i>Plastic Glides</i>
	Mocha Brown	10133132 <i>Plastic Glides</i>



Model 10257

### Beetle Dining Chair - Un-Upholstered, Wood base

Dimensions: 58x56x87 cm

Seat height: 45 cm

Product weight: 5.4 kg

BASE	COLOR	ITEM NO.
R American Walnut Matt Lacquered	Alabaster White	10064309 <i>Felt Glides</i>   10064308 <i>Plastic Glides</i>
S	Amber Brown	10064265 <i>Felt Glides</i>   10064264 <i>Plastic Glides</i>
R	Black	10024319 <i>Felt Glides</i>   10024318 <i>Plastic Glides</i>
	Fern Green	10133107 <i>Felt Glides</i>   10133106 <i>Plastic Glides</i>
	Lunar Gray	10133105 <i>Felt Glides</i>   10133104 <i>Plastic Glides</i>
	Mocha Brown	10133103 <i>Felt Glides</i>   10133102 <i>Plastic Glides</i>
S	New Beige	10024351 <i>Felt Glides</i>   10024350 <i>Plastic Glides</i>
R	Sweet Pink	10024367 <i>Felt Glides</i>   10024366 <i>Plastic Glides</i>



**S** = *Selective Assortment* | **•** = *Outphasing* | **O** = *Outdoor* | **R** = *EXW Rohlig*

BASE	COLOR	ITEM NO.
<b>S</b> Black Stained Beech Semi Matt Lacquered	Alabaster White	10064311 <i>Felt Glides</i>   10064310 <i>Plastic Glides</i>
<b>S</b>	Amber Brown	10064267 <i>Felt Glides</i>   10064266 <i>Plastic Glides</i>
	Black	10024321 <i>Felt Glides</i>   10024320 <i>Plastic Glides</i>
	Fern Green	10133113 <i>Felt Glides</i>   10133112 <i>Plastic Glides</i>
	Lunar Gray	10133111 <i>Felt Glides</i>   10133110 <i>Plastic Glides</i>
	Mocha Brown	10133109 <i>Felt Glides</i>   10133108 <i>Plastic Glides</i>
	New Beige	10024353 <i>Felt Glides</i>   10024352 <i>Plastic Glides</i>
<b>S</b>	Sweet Pink	10024369 <i>Felt Glides</i>   10024368 <i>Plastic Glides</i>
Oak Semi Matt Lacquered	Alabaster White	10064313 <i>Felt Glides</i>   10064312 <i>Plastic Glides</i>
<b>S</b>	Amber Brown	10064269 <i>Felt Glides</i>   10064268 <i>Plastic Glides</i>
<b>S</b>	Black	10024323 <i>Felt Glides</i>   10024322 <i>Plastic Glides</i>
	Fern Green	10133119 <i>Felt Glides</i>   10133118 <i>Plastic Glides</i>
	Lunar Gray	10133117 <i>Felt Glides</i>   10133116 <i>Plastic Glides</i>
	Mocha Brown	10133115 <i>Felt Glides</i>   10133114 <i>Plastic Glides</i>
	New Beige	10024355 <i>Felt Glides</i>   10024354 <i>Plastic Glides</i>
<b>S</b>	Sweet Pink	10024371 <i>Felt Glides</i>   10024370 <i>Plastic Glides</i>
<b>S</b> Smoked Oak Matt Lacquered	Alabaster White	10064315 <i>Felt Glides</i>   10064314 <i>Plastic Glides</i>
<b>S</b>	Amber Brown	10064271 <i>Felt Glides</i>   10064270 <i>Plastic Glides</i>
	Black	10024325 <i>Felt Glides</i>   10024324 <i>Plastic Glides</i>
	Fern Green	10133125 <i>Felt Glides</i>   10133124 <i>Plastic Glides</i>
	Lunar Gray	10133123 <i>Felt Glides</i>   10133122 <i>Plastic Glides</i>
	Mocha Brown	10133121 <i>Felt Glides</i>   10133120 <i>Plastic Glides</i>
	New Beige	10024357 <i>Felt Glides</i>   10024356 <i>Plastic Glides</i>
<b>S</b>	Sweet Pink	10024373 <i>Felt Glides</i>   10024372 <i>Plastic Glides</i>



Model 10255

### Beetle Dining Chair - Un-Upholstered, Conic base

Dimensions: 58x56x87 cm

Seat height: 44 cm

Product weight: 6 kg

	BASE	COLOR	ITEM NO.
R	Antique Brass	Alabaster White	10064349 <i>Felt Glides</i>   10064348 <i>Plastic Glides</i>
		Amber Brown	10064329 <i>Felt Glides</i>   10064328 <i>Plastic Glides</i>
R		Black	10024193 <i>Felt Glides</i>   10024192 <i>Plastic Glides</i>
		Fern Green	10133173 <i>Felt Glides</i>   10133172 <i>Plastic Glides</i>
		Lunar Gray	10133171 <i>Felt Glides</i>   10133170 <i>Plastic Glides</i>
		Mocha Brown	10133169 <i>Felt Glides</i>   10133168 <i>Plastic Glides</i>
		New Beige	10024233 <i>Felt Glides</i>   10024232 <i>Plastic Glides</i>
R		Sweet Pink	10024243 <i>Felt Glides</i>   10024242 <i>Plastic Glides</i>
R	Black Chrome	Alabaster White	10064353 <i>Felt Glides</i>   10064352 <i>Plastic Glides</i>
		Amber Brown	10064333 <i>Felt Glides</i>   10064332 <i>Plastic Glides</i>
R		Black	10024197 <i>Felt Glides</i>   10024196 <i>Plastic Glides</i>
		Fern Green	10133179 <i>Felt Glides</i>   10133178 <i>Plastic Glides</i>
		Lunar Gray	10133177 <i>Felt Glides</i>   10133176 <i>Plastic Glides</i>
		Mocha Brown	10133175 <i>Felt Glides</i>   10133174 <i>Plastic Glides</i>
		New Beige	10024237 <i>Felt Glides</i>   10024236 <i>Plastic Glides</i>
R		Sweet Pink	10024247 <i>Felt Glides</i>   10024246 <i>Plastic Glides</i>
R	Black Matt	Alabaster White	10064351 <i>Felt Glides</i>   10064350 <i>Plastic Glides</i>
		Amber Brown	10064331 <i>Felt Glides</i>   10064330 <i>Plastic Glides</i>
R		Black	10024195 <i>Felt Glides</i>   10024194 <i>Plastic Glides</i>
		Fern Green	10133085 <i>Felt Glides</i>   10133084 <i>Plastic Glides</i>
		Lunar Gray	10133083 <i>Felt Glides</i>   10133082 <i>Plastic Glides</i>
		Mocha Brown	10133081 <i>Felt Glides</i>   10133080 <i>Plastic Glides</i>
		New Beige	10024235 <i>Felt Glides</i>   10024234 <i>Plastic Glides</i>

		<b>S</b> = <i>Selective Assortment</i>   <b>•</b> = <i>Outphasing</i>   <b>O</b> = <i>Outdoor</i>   <b>R</b> = <i>EXW Rohlig</i>
BASE	COLOR	ITEM NO.
<b>R</b>	Sweet Pink	10024245 <i>Felt Glides</i>   10024244 <i>Plastic Glides</i>
	Brass Semi Matt	10064355 <i>Felt Glides</i>   10064354 <i>Plastic Glides</i>
	Amber Brown	10064335 <i>Felt Glides</i>   10064334 <i>Plastic Glides</i>
	Black	10024199 <i>Felt Glides</i>   10024198 <i>Plastic Glides</i>
	Fern Green	10133185 <i>Felt Glides</i>   10133184 <i>Plastic Glides</i>
	Lunar Gray	10133183 <i>Felt Glides</i>   10133182 <i>Plastic Glides</i>
	Mocha Brown	10133181 <i>Felt Glides</i>   10133180 <i>Plastic Glides</i>
	New Beige	10024239 <i>Felt Glides</i>   10024238 <i>Plastic Glides</i>
	Sweet Pink	10024249 <i>Felt Glides</i>   10024248 <i>Plastic Glides</i>
	Chrome	10064357 <i>Felt Glides</i>   10064356 <i>Plastic Glides</i>
	Amber Brown	10064337 <i>Felt Glides</i>   10064336 <i>Plastic Glides</i>
	Black	10024201 <i>Felt Glides</i>   10024200 <i>Plastic Glides</i>
	Fern Green	10133191 <i>Felt Glides</i>   10133190 <i>Plastic Glides</i>
	Lunar Gray	10133189 <i>Felt Glides</i>   10133188 <i>Plastic Glides</i>
	Mocha Brown	10133187 <i>Felt Glides</i>   10133186 <i>Plastic Glides</i>
	New Beige	10024241 <i>Felt Glides</i>   10024240 <i>Plastic Glides</i>
	Sweet Pink	10024251 <i>Felt Glides</i>   10024250 <i>Plastic Glides</i>



Model 32940

### Beetle Dining Chair - Un-Upholstered, Black Plastic Base

Dimensions: 58x56x87 cm

Seat height: 45 cm

Product weight: 6.2 kg

BASE	COLOR	ITEM NO.
<b>R</b>	Black	10074197 <i>Plastic Glides</i>
	Amber Brown	10074195 <i>Plastic Glides</i>
	Fern Green	10133079 <i>Plastic Glides</i>
	Lunar Gray	10133078 <i>Plastic Glides</i>

S = Selective Assortment | • = Outphasing | O = Outdoor | R = EXW Rohlig

BASE	COLOR	ITEM NO.
	Mocha Brown	10133077 <i>Plastic Glides</i>
	New Beige	10074192 <i>Plastic Glides</i>
R	Sweet Pink	10074193 <i>Plastic Glides</i>



Model 10254

Beetle Dining Chair - Un-Upholstered, 4-leg,  
Stackable

Dimensions: 58x56x87 cm

Seat height: 45 cm

Product weight: 6.2 kg

BASE	COLOR	ITEM NO.
Black Matt	Alabaster White	10064371 <i>Felt Glides</i>   10064370 <i>Plastic Glides</i>
	Amber Brown	10064363 <i>Felt Glides</i>   10064362 <i>Plastic Glides</i>
	Black	10024165 <i>Felt Glides</i>   10024164 <i>Plastic Glides</i>
	Fern Green	10133076 <i>Felt Glides</i>   10133075 <i>Plastic Glides</i>
	Lunar Gray	10133074 <i>Felt Glides</i>   10133073 <i>Plastic Glides</i>
	Mocha Brown	10133072 <i>Felt Glides</i>   10133071 <i>Plastic Glides</i>
	New Beige	10024181 <i>Felt Glides</i>   10024180 <i>Plastic Glides</i>
	Sweet Pink	10024185 <i>Felt Glides</i>   10024184 <i>Plastic Glides</i>
• Chrome	Alabaster White	10064373 <i>Felt Glides</i>   10064372 <i>Plastic Glides</i>
•	Amber Brown	10064365 <i>Felt Glides</i>   10064364 <i>Plastic Glides</i>
•	Black	10024167 <i>Felt Glides</i>   10024166 <i>Plastic Glides</i>
•	Fern Green	10133197 <i>Felt Glides</i>   10133196 <i>Plastic Glides</i>
•	Lunar Gray	10133195 <i>Felt Glides</i>   10133194 <i>Plastic Glides</i>
•	Mocha Brown	10133193 <i>Felt Glides</i>   10133192 <i>Plastic Glides</i>
•	New Beige	10024183 <i>Felt Glides</i>   10024182 <i>Plastic Glides</i>
•	Sweet Pink	10024187 <i>Felt Glides</i>   10024186 <i>Plastic Glides</i>



Model 36590

### Beetle Dining Chair - Un-Upholstered, Plastic base, Monochrome, Outdoor

Dimensions: 58x56x87 cm

Seat height: 45 cm

Product weight: 6.2 kg

BASE	COLOR	ITEM NO.
<b>RO</b> Alabaster White	Alabaster White	10078616 <i>Plastic Glides</i>
<b>RO</b> Black	Black	10133101 <i>Plastic Glides</i>
<b>O</b> New Beige	New Beige	10078615 <i>Plastic Glides</i>



Model 10253

### Beetle Dining Chair - Seat Upholstered, Wood base

Dimensions: 58x56x87 cm

Seat height: 46,5 cm

Product weight: 6.4 kg

Shell Colour(s): Alabaster White, Amber Brown, Black, Fern Green, Lunar Gray, Mocha Brown, New Beige, Sweet Pink

#### BASE

- American Walnut Matt Lacquered
- Black Stained Beech Semi Matt Lacquered
- Oak Semi Matt Lacquered
- Smoked Oak Matt Lacquered



Model 30083

### Beetle Dining Chair - Seat Upholstered, Plastic base, Monochrome

Dimensions: 58x56x87 cm

Seat height: 46,5 cm

Product weight: 7.2 kg

Shell Colour(s): Alabaster White, Black, New Beige

#### BASE

- Alabaster White
- Black
- New Beige

S = Selective Assortment | • = Outphasing | O = Outdoor | R = EXW Rohlig



Model 10252  
Beetle Dining Chair - Seat Upholstered,  
Conic base


Shell Colour(s): Alabaster White, Amber Brown, Black, Fern Green, Lunar Gray,  
Mocha Brown, New Beige, Sweet Pink

Dimensions: 58x56x87 cm  
Seat height: 45,5 cm  
Product weight: 7 kg



BASE

- Antique Brass
- Black Chrome
- Black Matt
- Brass Semi Matt
- Chrome



Model 32956  
Beetle Dining Chair - Seat Upholstered,  
Black Plastic Base

Shell Colour(s): Alabaster White, Amber Brown, Fern Green, Lunar Gray, Mocha  
Brown, New Beige, Sweet Pink

Dimensions: 58x56x87 cm  
Seat height: 46,5 cm  
Product weight: 7.2 kg

BASE

- Black



Model 10251  
Beetle Dining Chair - Seat Upholstered, 4-  
leg, Stackable

Shell Colour(s): Alabaster White, Amber Brown, Black, Fern Green, Lunar Gray,  
Mocha Brown, New Beige, Sweet Pink

Dimensions: 56x58x87 cm  
Seat height: 46,5 cm  
Product weight: 7.2 kg

BASE

- Black Matt
- Chrome

S = Selective Assortment | • = Outphasing | O = Outdoor | R = EXW Rohlig



Model 10245

Beetle Dining Chair - Front Upholstered, 4-leg, Stackable

Shell Colour(s): Alabaster White, Amber Brown, Black, Fern Green, Lunar Gray, Mocha Brown, New Beige, Sweet Pink

Dimensions: 58x56x87 cm  
Seat height: 46,5 cm  
Product weight: 8.4 kg



BASE

Black Matt

- Chrome



Model 55065

Beetle Dining Chair - Front Upholstered, Wood base, Veneer Shell

Shell Colour(s): American Walnut Semi Matt Lacquered, Oak Semi Matt Lacquered

Dimensions: 58x56x87 cm  
Seat height: 46,5 cm  
Product weight: 8.5 kg

BASE

- |   |   |
|---|---|
| S | American Walnut Matt Lacquered          |
| S | Black Stained Beech Semi Matt Lacquered |
| S | Oak Semi Matt Lacquered                 |
| S | Smoked Oak Matt Lacquered               |



**S** = *Selective Assortment* | **•** = *Outphasing* | **O** = *Outdoor* | **R** = *EXW Rohlig*



Model 10247

### Beetle Dining Chair - Front Upholstered, Wood base

Shell Colour(s): Alabaster White, Amber Brown, Black, Fern Green, Lunar Gray,  
Mocha Brown, New Beige, Sweet Pink

Dimensions: 58x56x87 cm

Seat height: 46,5 cm

Product weight: 7.6 kg

#### BASE

American Walnut Matt  
Lacquered

Black Stained Beech Semi  
Matt Lacquered

Oak Semi Matt Lacquered

Smoked Oak Matt Lacquered



Model 30090

### Beetle Dining Chair - Front Upholstered, Plastic base, Monochrome

Shell Colour(s): Alabaster White, Black, New Beige

Dimensions: 58x56x87 cm

Seat height: 46,5 cm

Product weight: 8.4 kg


#### BASE

Alabaster White

Black

New Beige

**S** = *Selective Assortment* | **•** = *Outphasing* | **O** = *Outdoor* | **R** = *EXW Rohlig*



Model 55063

### Beetle Dining Chair - Front Upholstered, Conic base, Veneer Shell

Shell Colour(s): American Walnut Semi Matt Lacquered, Oak Semi Matt Lacquered

Dimensions: 58x56x87 cm

Seat height: 45,5 cm

Product weight: 9.1 kg

#### BASE


**S** Antique Brass

**S** Black Chrome

**S** Black Matt

**S** Brass Semi Matt

**S** Chrome



Model 10246

### Beetle Dining Chair - Front Upholstered, Conic base

Shell Colour(s): Alabaster White, Amber Brown, Black, Fern Green, Lunar Gray,  
Mocha Brown, New Beige, Sweet Pink

Dimensions: 58x56x87 cm

Seat height: 45,5 cm

Product weight: 8.2 kg

#### BASE

Antique Brass

Black Chrome

Black Matt

Brass Semi Matt

Chrome

S = *Selective Assortment* | • = *Outphasing* | O = *Outdoor* | R = *EXW Rohlig*



Model 55062

### Beetle Dining Chair - Front Upholstered, Black Plastic Base, Veneer Shell

Shell Colour(s): American Walnut Semi Matt Lacquered, Oak Semi Matt Lacquered

Dimensions: 58x56x87 cm

Seat height: 46,5 cm

Product weight: 9.3 kg

#### BASE

S Black



Model 32957

### Beetle Dining Chair - Front Upholstered, Black Plastic Base

Shell Colour(s): Alabaster White, Amber Brown, Black, Fern Green, Lunar Gray,  
Mocha Brown, New Beige, Sweet Pink

Dimensions: 58x56x87 cm

Seat height: 46,5 cm

Product weight: 8.4 kg

#### BASE

Black



Model 55061

### Beetle Dining Chair - Front Upholstered, 4- leg, Stackable, Veneer Shell

Shell Colour(s): American Walnut Semi Matt Lacquered, Oak Semi Matt Lacquered

Dimensions: 58x56x87 cm

Seat height: 46,5 cm

Product weight: 9.3 kg

#### BASE

S Black Matt

S• Chrome



Model 10250

Beetle Dining Chair - Fully Upholstered,  
Wood base

Dimensions: 58x56x87 cm

Seat height: 46,5 cm

Product weight: 7.8 kg

### BASE

American Walnut Matt  
Lacquered

Black Stained Beech Semi  
Matt Lacquered

Oak Semi Matt Lacquered

Smoked Oak Matt Lacquered



Model 10248

Beetle Dining Chair - Fully Upholstered, 4-  
leg, Stackable

Dimensions: 58x56x87 cm

Seat height: 46,5 cm

Product weight: 8.6 kg

### BASE

Black Matt

• Brass Semi Matt

• Chrome



Model 30075

Beetle Dining Chair - Fully Upholstered,  
Black Plastic Base

Dimensions: 58x56x87 cm

Seat height: 46,5 cm

Product weight: 8.6 kg

### BASE

Black

S = Selective Assortment | • = Outphasing | O = Outdoor | R = EXW Rohlig




Model 10249  
Beetle Dining Chair - Fully Upholstered,  
Conic base

Dimensions: 58x56x87 cm  
Seat height: 45,5 cm  
Product weight: 8.4 kg

BASE

- Antique Brass
- Black Chrome
- Black Matt
- Brass Semi Matt
- Chrome



Model 10237  
Beetle Counter Chair - Un-Upholstered, 65,  
Conic base

Dimensions: 56x54x108 cm  
Seat height: 63,5 cm  
Product weight: 7.8 kg

BASE	COLOR	ITEM NO.
Antique Brass	Alabaster White	10065361 <i>Felt Glides</i>   10065360 <i>Plastic Glides</i>
	Amber Brown	10065344 <i>Felt Glides</i>   10065343 <i>Plastic Glides</i>
	Black	10024109 <i>Felt Glides</i>   10024108 <i>Plastic Glides</i>
	Fern Green	10133203 <i>Felt Glides</i>   10133202 <i>Plastic Glides</i>
	Lunar Gray	10133201 <i>Felt Glides</i>   10133200 <i>Plastic Glides</i>
	Mocha Brown	10133199 <i>Felt Glides</i>   10133198 <i>Plastic Glides</i>
S	New Beige	10024141 <i>Felt Glides</i>   10024140 <i>Plastic Glides</i>
S	Sweet Pink	10024149 <i>Felt Glides</i>   10024148 <i>Plastic Glides</i>
S    Black Chrome	Alabaster White	10065365 <i>Felt Glides</i>   10065364 <i>Plastic Glides</i>
	Amber Brown	10065349 <i>Felt Glides</i>   10065348 <i>Plastic Glides</i>
R	Black	10024113 <i>Felt Glides</i>   10024112 <i>Plastic Glides</i>
	Fern Green	10133209 <i>Felt Glides</i>   10133208 <i>Plastic Glides</i>

		<b>S</b> = <i>Selective Assortment</i>   <b>•</b> = <i>Outphasing</i>   <b>O</b> = <i>Outdoor</i>   <b>R</b> = <i>EXW Rohlig</i>
BASE	COLOR	ITEM NO.
	Lunar Gray	10133207 <i>Felt Glides</i>   10133206 <i>Plastic Glides</i>
	Mocha Brown	10133205 <i>Felt Glides</i>   10133204 <i>Plastic Glides</i>
<b>S</b>	New Beige	10024145 <i>Felt Glides</i>   10024144 <i>Plastic Glides</i>
<b>R</b>	Sweet Pink	10024153 <i>Felt Glides</i>   10024152 <i>Plastic Glides</i>
<b>R</b> Black Matt	Alabaster White	10065363 <i>Felt Glides</i>   10065362 <i>Plastic Glides</i>
	Amber Brown	10065347 <i>Felt Glides</i>   10065346 <i>Plastic Glides</i>
<b>R</b>	Black	10024111 <i>Felt Glides</i>   10024110 <i>Plastic Glides</i>
	Fern Green	10133069 <i>Felt Glides</i>   10133068 <i>Plastic Glides</i>
	Lunar Gray	10133067 <i>Felt Glides</i>   10133066 <i>Plastic Glides</i>
	Mocha Brown	10133065 <i>Felt Glides</i>   10133064 <i>Plastic Glides</i>
<b>S</b>	New Beige	10024143 <i>Felt Glides</i>   10024142 <i>Plastic Glides</i>
<b>R</b>	Sweet Pink	10024151 <i>Felt Glides</i>   10024150 <i>Plastic Glides</i>
<b>S</b> Brass Semi Matt	Alabaster White	10065368 <i>Felt Glides</i>   10065366 <i>Plastic Glides</i>
	Amber Brown	10065351 <i>Felt Glides</i>   10065350 <i>Plastic Glides</i>
<b>S</b>	Black	10024115 <i>Felt Glides</i>   10024114 <i>Plastic Glides</i>
	Fern Green	10133215 <i>Felt Glides</i>   10133214 <i>Plastic Glides</i>
	Lunar Gray	10133213 <i>Felt Glides</i>   10133212 <i>Plastic Glides</i>
	Mocha Brown	10133211 <i>Felt Glides</i>   10133210 <i>Plastic Glides</i>
<b>S</b>	New Beige	10024147 <i>Felt Glides</i>   10024146 <i>Plastic Glides</i>
<b>S</b>	Sweet Pink	10024155 <i>Felt Glides</i>   10024154 <i>Plastic Glides</i>

S = Selective Assortment | • = Outphasing | O = Outdoor | R = EXW Rohlig



Model 10236  
Beetle Counter Chair - Seat Upholstered, 67,  
Conic base

Shell Colour(s): Alabaster White, Amber Brown, Black, Fern Green, Lunar Gray,  
Mocha Brown, New Beige, Sweet Pink

Dimensions: 56x54x108 cm  
Seat height: 65 cm  
Product weight: 9 kg

BASE

- Antique Brass
- Black Chrome
- Black Matt
- Brass Semi Matt



Model 10234  
Beetle Counter Chair - Front Upholstered,  
67, Conic base

Shell Colour(s): Alabaster White, Amber Brown, Black, Fern Green, Lunar Gray,  
Mocha Brown, New Beige, Sweet Pink

Dimensions: 56x54x108 cm  
Seat height: 65 cm  
Product weight: 10 kg

BASE

- Antique Brass
- Black Chrome
- Black Matt
- Brass Semi Matt

S = Selective Assortment | • = Outphasing | O = Outdoor | R = EXW Rohlig



Model 55058  
Beetle Counter Chair - Front Upholstered,  
67, Conic base, Veneer Shell  
Shell Colour(s): American Walnut Semi Matt Lacquered, Oak Semi Matt Lacquered

Dimensions: 56x54x108 cm  
Seat height: 65 cm  
Product weight: 10.9 kg

BASE

- S Antique Brass
- S Black Chrome
- S Black Matt
- S Brass Semi Matt



Model 10235  
Beetle Counter Chair - Fully Upholstered,  
67, Conic base

Dimensions: 56x54x108 cm  
Seat height: 65 cm  
Product weight: 10.2 kg

BASE

- Antique Brass
- Black Chrome
- Black Matt
- Brass Semi Matt



S = Selective Assortment | • = Outphasing | O = Outdoor | R = EXW Rohlig



Model 10239  
Beetle Counter Stool - Fully Upholstered, 65,  
Conic base

Dimensions: 35x44x69 cm  
Seat height: 65 cm  
Product weight: 10 kg

BASE

- Black Chrome
- Black Matt
- Brass Semi Matt



Model 10224  
Beetle Bar Chair - Un-Upholstered, 75,  
Conic base

Dimensions: 56x56x118 cm  
Seat height: 73,5 cm  
Product weight: 8 kg

BASE	COLOR	ITEM NO.
Antique Brass	Alabaster White	10065772 <i>Felt Glides</i>   10065771 <i>Plastic Glides</i>
	Amber Brown	10065756 <i>Felt Glides</i>   10065755 <i>Plastic Glides</i>
	Black	10024053 <i>Felt Glides</i>   10024052 <i>Plastic Glides</i>
	Fern Green	10133221 <i>Felt Glides</i>   10133220 <i>Plastic Glides</i>
	Lunar Gray	10133219 <i>Felt Glides</i>   10133218 <i>Plastic Glides</i>
	Mocha Brown	10133217 <i>Felt Glides</i>   10133216 <i>Plastic Glides</i>
	New Beige	10024085 <i>Felt Glides</i>   10024084 <i>Plastic Glides</i>
S	Sweet Pink	10024093 <i>Felt Glides</i>   10024092 <i>Plastic Glides</i>
	Black Chrome	10065776 <i>Felt Glides</i>   10065775 <i>Plastic Glides</i>
	Amber Brown	10065760 <i>Felt Glides</i>   10065759 <i>Plastic Glides</i>
S	Black	10024057 <i>Felt Glides</i>   10024056 <i>Plastic Glides</i>
	Fern Green	10133227 <i>Felt Glides</i>   10133226 <i>Plastic Glides</i>
	Lunar Gray	10133225 <i>Felt Glides</i>   10133224 <i>Plastic Glides</i>

		<b>S</b> = <i>Selective Assortment</i>   <b>•</b> = <i>Outphasing</i>   <b>O</b> = <i>Outdoor</i>   <b>R</b> = <i>EXW Rohlig</i>
BASE	COLOR	ITEM NO.
	Mocha Brown	10133223 <i>Felt Glides</i>   10133222 <i>Plastic Glides</i>
<b>S</b>	New Beige	10024089 <i>Felt Glides</i>   10024088 <i>Plastic Glides</i>
<b>S</b>	Sweet Pink	10024097 <i>Felt Glides</i>   10024096 <i>Plastic Glides</i>
<b>S</b> Black Matt	Alabaster White	10065774 <i>Felt Glides</i>   10065773 <i>Plastic Glides</i>
	Amber Brown	10065758 <i>Felt Glides</i>   10065757 <i>Plastic Glides</i>
<b>S</b>	Black	10024055 <i>Felt Glides</i>   10024054 <i>Plastic Glides</i>
	Fern Green	10133062 <i>Felt Glides</i>   10133061 <i>Plastic Glides</i>
	Lunar Gray	10133060 <i>Felt Glides</i>   10133059 <i>Plastic Glides</i>
	Mocha Brown	10133058 <i>Felt Glides</i>   10133057 <i>Plastic Glides</i>
<b>S</b>	New Beige	10024087 <i>Felt Glides</i>   10024086 <i>Plastic Glides</i>
<b>S</b>	Sweet Pink	10024095 <i>Felt Glides</i>   10024094 <i>Plastic Glides</i>
<b>S</b> Brass Semi Matt	Alabaster White	10065778 <i>Felt Glides</i>   10065777 <i>Plastic Glides</i>
	Amber Brown	10065762 <i>Felt Glides</i>   10065761 <i>Plastic Glides</i>
<b>S</b>	Black	10024059 <i>Felt Glides</i>   10024058 <i>Plastic Glides</i>
	Fern Green	10133233 <i>Felt Glides</i>   10133232 <i>Plastic Glides</i>
	Lunar Gray	10133231 <i>Felt Glides</i>   10133230 <i>Plastic Glides</i>
	Mocha Brown	10133229 <i>Felt Glides</i>   10133228 <i>Plastic Glides</i>
<b>S</b>	New Beige	10024091 <i>Felt Glides</i>   10024090 <i>Plastic Glides</i>
<b>S</b>	Sweet Pink	10024099 <i>Felt Glides</i>   10024098 <i>Plastic Glides</i>

S = Selective Assortment | • = Outphasing | O = Outdoor | R = EXW Rohlig



Model 10223  
Beetle Bar Chair - Seat Upholstered, 77,  
Conic base

Shell Colour(s): Alabaster White, Amber Brown, Black, Fern Green, Lunar Gray,  
Mocha Brown, New Beige, Sweet Pink

Dimensions: 56x56x118 cm  
Seat height: 75 cm  
Product weight: 9 kg

BASE

- Antique Brass
- Black Chrome
- Black Matt
- Brass Semi Matt



Model 10221  
Beetle Bar Chair - Front Upholstered, 77,  
Conic base

Shell Colour(s): Alabaster White, Amber Brown, Black, Fern Green, Lunar Gray,  
Mocha Brown, New Beige, Sweet Pink

Dimensions: 56x56x118 cm  
Seat height: 75 cm  
Product weight: 10.2 kg

BASE

- Antique Brass
- Black Chrome
- Black Matt
- Brass Semi Matt

S = Selective Assortment | • = Outphasing | O = Outdoor | R = EXW Rohlig



Model 55056  
Beetle Bar Chair - Front Upholstered, 77,  
Conic base, Veneer Shell

Shell Colour(s): American Walnut Semi Matt Lacquered, Oak Semi Matt Lacquered

Dimensions: 56x56x118 cm  
Seat height: 75 cm  
Product weight: 11.1 kg

BASE

- S Antique Brass
- S Black Chrome
- S Black Matt
- S Brass Semi Matt



Model 10222  
Beetle Bar Chair - Fully Upholstered, 77,  
Conic base

Dimensions: 56x56x118 cm  
Seat height: 75 cm  
Product weight: 10.4 kg

BASE

- Antique Brass
- Black Chrome
- Black Matt
- Brass Semi Matt



Model 10226  
Beetle Bar Stool - Fully Upholstered, 75,  
Conic base

Dimensions: 35x44x79 cm  
Seat height: 75 cm  
Product weight: 6.5 kg

BASE

- Black Matt



Model 10298

### Beetle Meeting Chair - Un-Upholstered, Swivel base

Dimensions: 58x49x87 cm

Seat height: 45 cm

Product weight: 8 kg

BASE	COLOR	ITEM NO.
Black Matt	Alabaster White	10064600 <i>Felt Glides</i>   10064599 <i>Plastic Glides</i>
	Amber Brown	10064592 <i>Felt Glides</i>   10064591 <i>Plastic Glides</i>
	Black	10024417 <i>Felt Glides</i>   10024416 <i>Plastic Glides</i>
	Fern Green	10133246 <i>Felt Glides</i>   10133245 <i>Plastic Glides</i>
	Lunar Gray	10133244 <i>Felt Glides</i>   10133243 <i>Plastic Glides</i>
	Mocha Brown	10133242 <i>Felt Glides</i>   10133241 <i>Plastic Glides</i>
S	New Beige	10024433 <i>Felt Glides</i>   10024432 <i>Plastic Glides</i>
S	Sweet Pink	10024441 <i>Felt Glides</i>   10024440 <i>Plastic Glides</i>
Brass Semi Matt	Alabaster White	10064602 <i>Felt Glides</i>   10064601 <i>Plastic Glides</i>
	Amber Brown	10064594 <i>Felt Glides</i>   10064593 <i>Plastic Glides</i>
	Black	10024419 <i>Felt Glides</i>   10024418 <i>Plastic Glides</i>
	Fern Green	10133252 <i>Felt Glides</i>   10133251 <i>Plastic Glides</i>
	Lunar Gray	10133250 <i>Felt Glides</i>   10133249 <i>Plastic Glides</i>
	Mocha Brown	10133248 <i>Felt Glides</i>   10133247 <i>Plastic Glides</i>
	New Beige	10024435 <i>Felt Glides</i>   10024434 <i>Plastic Glides</i>
S	Sweet Pink	10024443 <i>Felt Glides</i>   10024442 <i>Plastic Glides</i>

S = Selective Assortment | • = Outphasing | O = Outdoor | R = EXW Rohlig



Model 10296  
Beetle Meeting Chair - Un-Upholstered, 4-  
star base

Dimensions: 58x49x87 cm  
Seat height: 45 cm  
Product weight: 7.6 kg

BASE	COLOR	ITEM NO.
• Black Matt	Alabaster White	10064544 <i>Felt Glides</i>   10064542 <i>Plastic Glides</i>
•	Amber Brown	10064535 <i>Felt Glides</i>   10064534 <i>Plastic Glides</i>
• S	Black	10024375 <i>Felt Glides</i>   10024374 <i>Plastic Glides</i>
• S	New Beige	10024399 <i>Felt Glides</i>   10024398 <i>Plastic Glides</i>
•	Sweet Pink	10024411 <i>Felt Glides</i>   10024410 <i>Plastic Glides</i>
• Polished Aluminium/Black Matt	Alabaster White	10064546 <i>Felt Glides</i>   10064545 <i>Plastic Glides</i>
•	Amber Brown	10064537 <i>Felt Glides</i>   10064536 <i>Plastic Glides</i>
•	Black	10024379 <i>Felt Glides</i>   10024378 <i>Plastic Glides</i>
•	New Beige	10024403 <i>Felt Glides</i>   10024402 <i>Plastic Glides</i>
• S	Sweet Pink	10024415 <i>Felt Glides</i>   10024414 <i>Plastic Glides</i>



Model 10297  
Beetle Meeting Chair - Un-Upholstered, 4-  
star w. castors

Dimensions: 58x50x87 cm  
Seat height: 45 cm  
Product weight: 8 kg

BASE	COLOR	ITEM NO.
• Black Matt	Alabaster White	10064572
•	Amber Brown	10064568
S •	Black	10009584
S •	New Beige	10009590
S •	Sweet Pink	10009586
• Polished Aluminium/Black Matt	Alabaster White	10064573
•	Amber Brown	10064569
S •	Black	10009595
•	New Beige	10009598

S = Selective Assortment | • = Outphasing | O = Outdoor | R = EXW Rohlig

BASE	COLOR	ITEM NO.	PTP USD	RRP USD
•	Sweet Pink	10009596	499	499



Model 10295

Beetle Meeting Chair - Un-Upholstered, 4 legs w. castors

Dimensions: 58x60x87 cm

Seat height: 45 cm

Product weight: 6.4 kg

BASE	COLOR	ITEM NO.
Black Matt	Alabaster White	10064501
	Amber Brown	10064499
	Black	10009556
S	Fern Green	10133237
	Lunar Gray	10133236
	Mocha Brown	10133235
S	New Beige	10009557
S	Sweet Pink	10009555



Model 61380

Beetle Meeting Chair - Un-Upholstered, Height adjustable 4-star base

Dimensions: 58x49x79-90,5 cm

Seat height: 37-48,5 cm

Product weight: 8.1 kg

BASE	COLOR	ITEM NO.
Black Matt	Alabaster White	10129519
	Amber Brown	10129518
	Black	10129513
	Dark Green	10129514
	Fern Green	10133240
	Lunar Gray	10133239
	Mocha Brown	10133238
	New Beige	10129515
	Sweet Pink	10129516

S = Selective Assortment | • = Outphasing | O = Outdoor | R = EXW Rohlig



Model 61381  
Beetle Meeting Chair - Un-Upholstered,  
Height adjustable 4-star base w. castors

Dimensions: 58x49x81-92,5 cm  
Seat height: 39-50,5 cm  
Product weight: 8.5 kg

BASE	COLOR	ITEM NO.
Black Matt	Alabaster White	10129526
	Amber Brown	10129525
	Black	10129520
	Dark Green	10129521
	New Beige	10129522
	Sweet Pink	10129523



Model 10294  
Beetle Meeting Chair - Seat Upholstered,  
Swivel base

Shell Colour(s): Alabaster White, Amber Brown, Black, Fern Green, Lunar Gray,  
Mocha Brown, New Beige, Sweet Pink

Dimensions: 58x49x87 cm  
Seat height: 46,5 cm  
Product weight: 9 kg

BASE

- Black Matt
- Brass Semi Matt



Model 10291  
Beetle Meeting Chair - Seat Upholstered, 4  
legs w. castors

Shell Colour(s): Alabaster White, Amber Brown, Black, Fern Green, Lunar Gray,  
Mocha Brown, New Beige, Sweet Pink

Dimensions: 58x60x87 cm  
Seat height: 46,5 cm  
Product weight: 7.4 kg

BASE

- Black Matt



S = Selective Assortment | • = Outphasing | O = Outdoor | R = EXW Rohlig




Model 10284  
Beetle Meeting Chair - Front Upholstered, 4-star base  
Shell Colour(s): Alabaster White, Amber Brown, Black, New Beige, Sweet Pink

Dimensions: 58x49x87 cm  
Seat height: 46,5 cm  
Product weight: 9.8 kg

BASE

Black Matt

Polished Aluminium/Black Matt



Model 55067  
Beetle Meeting Chair - Front Upholstered, 4-star base, Veneer Shell  
Shell Colour(s): American Walnut Semi Matt Lacquered, Oak Semi Matt Lacquered

Dimensions: 58x49x87 cm  
Seat height: 46,5 cm  
Product weight: 10.7 kg

BASE

S Black Matt

S Polished Aluminium/Black Matt



Model 10286  
Beetle Meeting Chair - Front Upholstered, Swivel base  
Shell Colour(s): Alabaster White, Amber Brown, Black, Fern Green, Lunar Gray, Mocha Brown, New Beige, Sweet Pink

Dimensions: 58x49x87 cm  
Seat height: 46,5 cm  
Product weight: 10.2 kg

BASE

Black Matt

Brass Semi Matt

**S** = *Selective Assortment* | **•** = *Outphasing* | **O** = *Outdoor* | **R** = *EXW Rohlig*



Model 55069

### Beetle Meeting Chair - Front Upholstered, Swivel base, Veneer Shell

Shell Colour(s): American Walnut Semi Matt Lacquered, Oak Semi Matt Lacquered

Dimensions: 58x49x87 cm

Seat height: 46,5 cm

Product weight: 11.1 kg

#### BASE

**S** Black Matt

**S** Brass Semi Matt



Model 10285

### Beetle Meeting Chair - Front Upholstered, 4-star w. castors

Shell Colour(s): Alabaster White, Amber Brown, Black, New Beige, Sweet Pink

Dimensions: 58x50x87 cm

Seat height: 46,5 cm

Product weight: 10.2 kg

#### BASE

Black Matt

Polished Aluminium/Black Matt



Model 55068

### Beetle Meeting Chair - Front Upholstered, 4-star w. castors, Veneer Shell

Shell Colour(s): American Walnut Semi Matt Lacquered, Oak Semi Matt Lacquered

Dimensions: 58x50x87 cm

Seat height: 46,5 cm

Product weight: 11.1 kg

#### BASE

**S** Black Matt

**S** Polished Aluminium/Black Matt

**S** = *Selective Assortment* | **•** = *Outphasing* | **O** = *Outdoor* | **R** = *EXW Rohlig*



Model 10283

### Beetle Meeting Chair - Front Upholstered, 4 legs w. castors

Shell Colour(s): Alabaster White, Amber Brown, Black, Fern Green, Lunar Gray, Mocha Brown, New Beige, Sweet Pink

Dimensions: 58x60x87 cm

Seat height: 46,5 cm

Product weight: 8.6 kg

#### BASE

Black Matt



Model 55066

### Beetle Meeting Chair - Front Upholstered, 4 legs w. castors, Veneer Shell

Shell Colour(s): American Walnut Semi Matt Lacquered, Oak Semi Matt Lacquered


Dimensions: 58x60x87 cm

Seat height: 46,5 cm

Product weight: 9.5 kg

#### BASE

**S** Black Matt



Model 61373

### Beetle Meeting Chair - Front Upholstered, Height adjustable 4-star base, Veneer Shell

Shell Colour(s): American Walnut Semi Matt Lacquered, Oak Semi Matt Lacquered

Dimensions: 58x49x79-90,5 cm

Seat height: 38,5-50 cm

Product weight: 11.2 kg

#### BASE

Black Matt

S = *Selective Assortment* | • = *Outphasing* | O = *Outdoor* | R = *EXW Rohlig*



Model 61372

### Beetle Meeting Chair - Front Upholstered, Height adjustable 4-star base

Shell Colour(s): Alabaster White, Amber Brown, Black, Fern Green, Lunar Gray,  
Mocha Brown, New Beige, Sweet Pink

Dimensions: 58x49x79-90,5 cm

Seat height: 38,5-50 cm

Product weight: 10.3 kg

#### BASE

Black Matt



Model 61375

### Beetle Meeting Chair - Front Upholstered, Height adjustable 4-star base w. castors, Veneer Shell

Shell Colour(s): American Walnut Semi Matt Lacquered, Oak Semi Matt Lacquered

Dimensions: 58x49x81-92,5 cm

Seat height: 40,5-52 cm

Product weight: 11.5 kg

#### BASE

Black Matt



Model 61374

### Beetle Meeting Chair - Front Upholstered, Height adjustable 4-star base w. castors

Shell Colour(s): Alabaster White, Amber Brown, Black, Fern Green, Lunar Gray,  
Mocha Brown, New Beige, Sweet Pink

Dimensions: 58x49x81-92,5 cm

Seat height: 40,5-52 cm

Product weight: 10.7 kg

#### BASE

Black Matt

S = Selective Assortment | • = Outphasing | O = Outdoor | R = EXW Rohlig



Model 10290  
Beetle Meeting Chair - Fully Upholstered,  
Swivel base

Dimensions: 58x49x87 cm  
Seat height: 46,5 cm  
Product weight: 10.4 kg

BASE

Black Matt

Brass Semi Matt



Model 10288  
Beetle Meeting Chair - Fully Upholstered, 4-  
star base

Dimensions: 58x49x87 cm  
Seat height: 46,5 cm  
Product weight: 10 kg

BASE

Black Matt

Polished Aluminium/Black Matt



Model 10289  
Beetle Meeting Chair - Fully Upholstered, 4-  
star w. castors

Dimensions: 58x50x87 cm  
Seat height: 46,5 cm  
Product weight: 10.4 kg

BASE

Black Matt

Polished Aluminium/Black Matt

S = *Selective Assortment* | • = *Outphasing* | O = *Outdoor* | R = *EXW Rohlig*



Model 10287

Beetle Meeting Chair - Fully Upholstered, 4 legs w. castors

Dimensions: 58x60x87 cm

Seat height: 46,5 cm

Product weight: 8.8 kg

**BASE**

Black Matt



Model 61376

Beetle Meeting Chair - Fully Upholstered, Height adjustable 4-star base

Dimensions: 58x49x79-90,5 cm

Seat height: 38,5-50 cm

Product weight: 10.5 kg

**BASE**

Black Matt



Model 61377

Beetle Meeting Chair - Fully Upholstered, Height adjustable 4-star base w. castors

Dimensions: 58x49x81-92,5 cm

Seat height: 40,5-52 cm

Product weight: 10.9 kg

**BASE**

Black Matt

S = Selective Assortment | • = Outphasing | O = Outdoor | R = EXW Rohlig



Model 10270  
Beetle Lounge Chair - Fully Upholstered, 4-star base

Dimensions: 78x62x76 cm  
Seat height: 36 cm  
Product weight: 17 kg

BASE

- Black Matt
- Polished Aluminium/Black Matt



Model 10271  
Beetle Lounge Chair - Fully Upholstered, Conic base

Dimensions: 78x62x76 cm  
Seat height: 36 cm  
Product weight: 16.7 kg

BASE

- Antique Brass
- Black Chrome
- Black Matt
- Brass Semi Matt
- Chrome



Model 10300

### Beetle Ottoman - Fully Upholstered, Conic base

Dimensions: 45x60x40 cm

Seat height: 38 cm

Product weight: 5.5 kg

#### BASE

Antique Brass

Black Matt

Brass Semi Matt



Model 10304

### Beetle Sofa - Fully Upholstered, 2-seater, Conic base

Dimensions: 80x140x81 cm

Seat height: 36 cm

Product weight: 37 kg

#### BASE

Black Matt



Model 10305

### Beetle Stool - Fully Upholstered, 45, Conic base

Dimensions: 35x44x49 cm

Seat height: 45 cm

Product weight: 4.6 kg

#### BASE

• Antique Brass

• Black Matt

• Brass Semi Matt



S = Selective Assortment | • = Outphasing | O = Outdoor | R = EXW Rohlig



Model 39263  
Beetle & Bat Outdoor Seat Cushion, EU,  
US

Dimensions: 44x43x5 cm  
Product weight: 1 kg

COLOR	ITEM NO.
S O Sunbrella Natte NAT 10037 300 HEATHER BEIGE	10083710

# GUBI

Price List 01/2025

# Bohemian 72 Collection

Designed by Gabriella Crespi



Model 43580

### Bohemian 72 Lounge Chair - Fully Upholstered

Dimensions: 105x70x90 cm

Seat height: 43 cm

Product weight: 18.94 kg



Model 43581

### Bohemian 72 Ottoman - Fully Upholstered

Dimensions: 70x70x43 cm

Seat height: 43 cm

Product weight: 15.6 kg



Model 43582

### Bohemian 72 Sofa - Fully Upholstered

Dimensions: 105x210x90 cm

Seat height: 43 cm

Product weight: 60.7 kg

# GUBI

# Gascoin Collection

Designed by Marcel Gascoin

• = *Outphasing* | O = *Outdoor* | R = *EXW Rohlig*



Model 10497  
C-Chair Dining Chair - Un-Upholstered, All French Cane

Dimensions: 53x41x79 cm  
Seat height: 46 cm  
Product weight: 4.2 kg

BASE	ITEM NO.
R American Walnut Oiled	10024448
Black Stained Oak Matt Lacquered	10024449
R Oak Oiled	10024450



Model 23791  
C-Chair Dining Chair - Un-Upholstered, Paper Cord

Dimensions: 53x41x79 cm  
Seat height: 46 cm  
Product weight: 5.3 kg

BASE	ITEM NO.
American Walnut Oiled	10058176
Black Stained Oak Matt Lacquered	10058173
Oak Oiled	10058174



Model 10496  
C-Chair Dining Chair - Un-Upholstered, Veneer

Dimensions: 53x41x79 cm  
Seat height: 46 cm  
Product weight: 4.2 kg

BASE	ITEM NO.
• American Walnut Oiled	10024444
• Black Stained Oak Matt Lacquered	10024445
• Oak Oiled	10024446

• = *Outphasing* | O = *Outdoor* | R = *EXW Rohlig*



Model 42723  
C-Chair Dining Chair, Outdoor

Dimensions: 53x41x81 cm  
Seat height: 48 cm  
Product weight: 5.7 kg

BASE	ITEM NO.
RO Natural teak	10086053



Model 42727  
F-Chair Lounge Chair, Outdoor

Dimensions: 71x86x81 cm  
Seat height: 38 cm  
Product weight: 11 kg

BASE	ITEM NO.
RO Natural teak	10086059

# GUBI

# Carlo de Carli Collection

Designed by Carlo De Carli



Model 10498  
CDC.1 Lounge Chair - Fully Upholstered,  
Wood base

Dimensions: 82x75x76 cm  
Seat height: 38 cm  
Product weight: 20.3 kg

BASE

S	American Walnut High Gloss Lacquered
S	Black High Gloss Lacquered
S	Brown Stained Birch High Gloss Lacquered



Model 60649  
CDC.1 Lounge Chair - Fully Upholstered,  
Conic base

Dimensions: 82x75x79 cm  
Seat height: 41 cm  
Product weight: 20.5 kg

BASE

S	Antique Brass
S	Black Matt



Model 11501  
CDC.2 Sofa - Fully Upholstered, 146x82,  
Wood base

Dimensions: 82x146x76 cm  
Seat height: 38 cm  
Product weight: 35 kg

BASE

S	American Walnut High Gloss Lacquered
S	Black High Gloss Lacquered
S	Brown Stained Birch High Gloss Lacquered





Model 10499  
CDC.2 Sofa - Fully Upholstered, 187x82,  
Wood base

Dimensions: 82x187x76 cm  
Seat height: 38 cm  
Product weight: 40 kg

BASE

S	American Walnut High Gloss Lacquered
S	Black High Gloss Lacquered
S	Brown Stained Birch High Gloss Lacquered

# GUBI

Price List 01/2025

# Coco Collection

Designed by OEO Studio

• = *Outphasing*



Model 10526  
Coco Dining Armchair - Fully Upholstered,  
Black base

Dimensions: 53x61x80 cm  
Seat height: 47 cm  
Product weight: 7.1 kg

BASE

Black Matt



Model 20120  
Coco Dining Chair - Un-Upholstered, 4-  
legged Stackable, Black base

Dimensions: 53x50x81 cm  
Seat height: 47 cm  
Product weight: 5.1 kg

BASE

Black Matt



Model 10528  
Coco Dining Chair - Fully Upholstered,  
Black base

Dimensions: 53x51x80 cm  
Seat height: 47 cm  
Product weight: 5.6 kg

BASE

Black Matt

• = *Outphasing*



Model 10525  
Coco Counter Chair - Fully Upholstered, 65

Dimensions: 52x51x98 cm  
Seat height: 67 cm  
Product weight: 7.1 kg

BASE

Black Matt



Model 10523  
Coco Bar Chair - Fully Upholstered, 75

Dimensions: 52x51x108 cm  
Seat height: 77 cm  
Product weight: 7.5 kg

BASE

Black Semi Matt



Model 10533  
Coco Lounge Chair - Fully Upholstered

Dimensions: 67x68x73 cm  
Seat height: 41 cm  
Product weight: 12.6 kg

BASE

- Black Matt

# GUBI

# Matégot Collection

Designed by Mathieu Matégot

• = *Outphasing* | ○ = *Outdoor*



Model 10955  
Nagasaki Dining Chair - Un-Upholstered

Dimensions: 56x59x14 cm  
Seat height: 46 cm  
Product weight: 5 kg

COLOR	ITEM NO.
• Soft Black Semi Matt	10014470



Model 10956  
Nagasaki Bar Stool

Dimensions: 38x39x74 cm  
Seat height: 72 cm  
Product weight: 8 kg

COLOR	ITEM NO.
• Soft Black Semi Matt	10024452



Model 61318  
Copacabana Lounge Chair - Seat Upholstered

Seat height: 42 cm  
Product weight: 14.47 kg

BASE
Black Semi Matt
International Orange



Model 61214  
Copacabana Outdoor Lounge Chair - Seat Upholstered

Product weight: 14.47 kg

	BASE	PRIMARY UPHOLSTERY	FOAM	ITEM NO.
O	Black Semi Matt	Leslie Stripe, Limonta (020, Standard)	Standard (CA TB 117-2013 Compliant)	10125883
O		Lorkey, Limonta (41, Standard)	Standard (CA TB 117-2013 Compliant)	10125885
O	International Orange	Leslie Stripe, Limonta (040, Standard)	Standard (CA TB 117-2013 Compliant)	10125874
O		Lorkey, Limonta (44, Standard)	Standard (CA TB 117-2013 Compliant)	10125875

# GUBI

# Croissant Collection

Designed by Illum Wikkelsø





Model 24406  
Croissant Lounge Chair - Fully Upholstered,  
Fabric

Dimensions: 88x99x67 cm  
Seat height: 46 cm  
Product weight: 27 kg

BASE

- S Solid American Walnut (Oiled)
- S Solid Oak (Oiled)



Model 37354  
Croissant Lounge Chair - Fully Upholstered,  
Leather

Dimensions: 88x99x67 cm  
Seat height: 46 cm  
Product weight: kg

BASE

- S Solid American Walnut (Oiled)
- S Solid Oak (Oiled)



Model 26064  
Croissant Sofa - Fully Upholstered, 3-seater,  
Fabric

Dimensions: 88x230x67 cm  
Seat height: 46 cm  
Product weight: 61 kg

BASE

- S Solid American Walnut (Oiled)
- S Solid Oak (Oiled)



Model 37352  
Croissant Sofa - Fully Upholstered, 3-seater,  
Leather

Dimensions: 88x230x67 cm  
Seat height: 46 cm  
Product weight: kg

BASE

- S Solid American Walnut (Oiled)
- S Solid Oak (Oiled)

# GUBI

Price List 01/2025

# Daumiller Collection

Designed by Rainer Daumiller

R = *EXW Rohlig*



Model 48060  
Daumiller Dining Armchair

Dimensions: 44,7x46x47,7 cm  
Seat height: 45,2  
Product weight: kg

	BASE	ITEM NO.
R	Brown/Black Pine	10128867
R	Golden Pine	10113065



Model 48061  
Daumiller Side Chair, Natural Rush Cord

Dimensions: 46,5x48,5x77,5 cm  
Seat height: 46,5 cm  
Product weight: 5.8 kg

	BASE	ITEM NO.
R	Brown/Black Pine	10135546
R	Golden Pine	10101659

# GUBI

Price List 01/2025

# Flaneur Collection

Designed by GamFratesi



Model 21465  
Flaneur Lounge Chair - Fully Upholstered

Dimensions: 100x100x75 cm  
Seat height: 39 cm  
Product weight: 37 kg

BASE	COVER
Antique Brass	Fixed
Antique Brass	Removable
Black Matt	Fixed
Black Matt	Removable



Model 21522  
Flaneur Sofa - Fully Upholstered, 2-seater

Dimensions: 100x180x75 cm  
Seat height: 39 cm  
Product weight: 72 kg

BASE	COVER
Antique Brass	Fixed
Antique Brass	Removable
Black Matt	Fixed
Black Matt	Removable



Model 21527  
Flaneur Sofa - Fully Upholstered, 2,5-seater

Dimensions: 100x250x75 cm  
Seat height: 39 cm  
Product weight: 78 kg

BASE	COVER
Antique Brass	Fixed
Antique Brass	Removable
Black Matt	Fixed
Black Matt	Removable



Model 21536  
Flaneur Sofa - Fully Upholstered, 3-seater

Dimensions: 100x270x75 cm  
Seat height: 39 cm  
Product weight: 108 kg

BASE	COVER
Antique Brass	Fixed
Antique Brass	Removable
Black Matt	Fixed
Black Matt	Removable



Model 24105  
Flaneur Cushion, 32 x 60

Dimensions: 32x60 cm  
Dimension objects: 68x48 cm  
Product weight: 1.3 kg



Model 24103  
Flaneur Cushion, 68 x 48

Dimensions: 68x48 cm  
Dimension objects: 68x48 cm  
Product weight: 1.3 kg



Model 24104  
Flaneur Cushion, 60 x 60

Dimensions: 60x60 cm  
Dimension objects: 68x48 cm  
Product weight: 1.3 kg



Model 21599  
Flaneur Module - Fully Upholstered, 1-seater  
- Corner

Dimensions: 100x100x75 cm  
Seat height: 39 cm  
Product weight: 37 kg

BASE	COVER
Antique Brass	Fixed
Antique Brass	Removable
Black Matt	Fixed
Black Matt	Removable





Model 21636  
Flaneur Module - Fully Upholstered, Chaise  
Longue with left armrest

Dimensions: 160x90x75 cm  
Seat height: 39 cm  
Product weight: 55 kg

BASE	COVER
Antique Brass	Fixed
Antique Brass	Removable
Black Matt	Fixed
Black Matt	Removable



Model 21639  
Flaneur Module - Fully Upholstered, Chaise  
Longue with right armrest

Dimensions: 160x90x75 cm  
Seat height: 39 cm  
Product weight: 55 kg

BASE	COVER
Antique Brass	Fixed
Antique Brass	Removable
Black Matt	Fixed
Black Matt	Removable



Model 21620  
Flaneur Module - Fully Upholstered, 2-seater  
with left armrest

Dimensions: 100x180x75 cm  
Seat height: 39 cm  
Product weight: 72 kg

BASE	COVER
Antique Brass	Fixed
Antique Brass	Removable
Black Matt	Fixed
Black Matt	Removable



Model 21623  
Flaneur Module - Fully Upholstered, 2-seater  
with right armrest

Dimensions: 100x180x75 cm  
Seat height: 39 cm  
Product weight: 72 kg

BASE	COVER
Antique Brass	Fixed
Antique Brass	Removable
Black Matt	Fixed
Black Matt	Removable



Model 21624  
Flaneur Module - Fully Upholstered, 2-seater  
without armrests

Dimensions: 100x180x75 cm  
Seat height: 39 cm  
Product weight: 72 kg

BASE	COVER
Antique Brass	Fixed
Antique Brass	Removable
Black Matt	Fixed
Black Matt	Removable



Model 21627  
Flaneur Module - Fully Upholstered, 3-seater  
with left armrest

Dimensions: 100x270x75 cm  
Seat height: 39 cm  
Product weight: 108 kg

BASE	COVER
Antique Brass	Fixed
Antique Brass	Removable
Black Matt	Fixed
Black Matt	Removable



Model 21630  
Flaneur Module - Fully Upholstered, 3-seater  
with right armrest

Dimensions: 100x270x75 cm  
Seat height: 39 cm  
Product weight: 108 kg

BASE	COVER
Antique Brass	Fixed
Antique Brass	Removable
Black Matt	Fixed
Black Matt	Removable



Model 21631  
Flaneur Module - Fully Upholstered, 3-seater  
without armrests

Dimensions: 100x270x75 cm  
Seat height: 39 cm  
Product weight: 107 kg

BASE	COVER
Antique Brass	Fixed
Antique Brass	Removable
Black Matt	Fixed
Black Matt	Removable

# GUBI

## Gent Collection

Designed by GamFratesi



Model 10616

### Gent Dining Chair - Fully Upholstered, Wood base

Colour & Finish(s): Antique Brass

Dimensions: 52x49x78 cm

Seat height: 46 cm

Product weight: 4.4 kg

#### BASE

American Walnut Oiled

Black Stained Ash Semi Matt  
Lacquered

Oak Oiled

# GUBI

# GMG Collection

Designed by Greta M. Grossman



Model 10695  
GT Lounge Chair - Fully Upholstered

Dimensions: 82x70x65,5 cm  
Seat height: 40 cm  
Product weight: 12.6 kg

BASE

S    Black Matt



Model 10617  
GMG Chaise Longue - Fully Upholstered

Dimensions: 148x64x83 cm  
Seat height: 31 cm  
Product weight: 20 kg

BASE

S    Black Matt



# GUBI

# Grace Collection

Designed by Tove Kindt Larsen

S = Selective Assortment | O = Outdoor



Model 61732  
Grace Outdoor Lounge Chair - Fully Upholstered

Dimensions: 71x78,5x74 cm  
Seat height: 45 cm  
Product weight: 10.08 kg

BASE

- O Alabaster White
- O Black
- O Mushroom Gray



Model 35935  
Grace Lounge Chair - Fully Upholstered

Dimensions: 75x80x74 cm  
Seat height: 43 cm  
Product weight: 9.5 kg

BASE


- S Rattan

# GUBI

## GUBI 3D Collection

Designed by Komplot Design

S = Selective Assortment | • = Outphasing



Model 10100


GUBI 3D Dining Chair - Un-Upholstered,  
Center base, Wood Shell

Dimensions: 55x49x81 cm

Seat height: 46 cm

Product weight: 5.9 kg

BASE	COLOR	ITEM NO.
Black Matt	American Walnut Semi Matt Lacquered	10023847 <i>Felt Glides</i>   10023846 <i>Plastic Glides</i>
•	Black Stained Beech Semi Matt Lacquered	10023849 <i>Felt Glides</i>   10023848 <i>Plastic Glides</i>
	Oak Semi Matt Lacquered	10023851 <i>Felt Glides</i>   10023850 <i>Plastic Glides</i>



Model 10106


GUBI 3D Dining Chair - Un-Upholstered,  
Wood base, Wood Shell

Dimensions: 55x54x81 cm

Seat height: 46 cm

Product weight: 5.8 kg

BASE	COLOR	ITEM NO.
• S American Walnut Semi Matt Lacquered	American Walnut Semi Matt Lacquered	10024685 <i>Felt Glides</i>   10024682 <i>Plastic Glides</i>
S • Black Stained Beech Semi Matt Lacquered	Black Stained Beech Semi Matt Lacquered	10024695 <i>Felt Glides</i>   10024694 <i>Plastic Glides</i>
• Oak Semi Matt Lacquered	Oak Semi Matt Lacquered	10024687 <i>Felt Glides</i>   10024684 <i>Plastic Glides</i>



Model 10103

GUBI 3D Dining Chair - Un-Upholstered,  
Sledge base stackable, Wood Shell

Dimensions: 55x58x81 cm

Seat height: 46 cm

Product weight: 5.4 kg

BASE	COLOR	ITEM NO.
• Black Semi Matt	American Walnut Semi Matt Lacquered	10023917 <i>Felt Glides</i>   10023916 <i>Plastic Glides</i>
•	Black Stained Beech Semi Matt Lacquered	10023921 <i>Felt Glides</i>   10023920 <i>Plastic Glides</i>
•	Oak Semi Matt Lacquered	10023925 <i>Felt Glides</i>   10023924 <i>Plastic Glides</i>

S = Selective Assortment | • = Outphasing

BASE	COLOR	ITEM NO.
• Chrome	American Walnut Semi Matt Lacquered	10023919 <i>Felt Glides</i>   10023918 <i>Plastic Glides</i>
•	Black Stained Beech Semi Matt Lacquered	10023923 <i>Felt Glides</i>   10023922 <i>Plastic Glides</i>
•	Oak Semi Matt Lacquered	10023927 <i>Felt Glides</i>   10023926 <i>Plastic Glides</i>



Model 10088

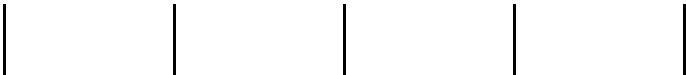
GUBI 3D Dining Chair - Front Upholstered,  
Center base, Wood Shell

Shell Colour(s): American Walnut Semi Matt Lacquered, Black Stained Beech Semi Matt Lacquered, Oak Semi Matt Lacquered

Dimensions: 55x49x82 cm

Seat height: 47 cm

Product weight: 8.4 kg



BASE

Black Matt



Model 10094

GUBI 3D Dining Chair - Front Upholstered,  
Wood base, Wood Shell

Dimensions: 56x54x81 cm

Seat height: 47 cm

Product weight: 9 kg

BASE

- American Walnut Semi Matt Lacquered
- Black Stained Beech Semi Matt Lacquered
- Oak Semi Matt Lacquered

S = Selective Assortment | • = Outphasing



Model 10091  
GUBI 3D Dining Chair - Front Upholstered,  
Sledge base stackable, Wood Shell

Shell Colour(s): American Walnut Semi Matt Lacquered, Black Stained Beech Semi Matt Lacquered, Oak Semi Matt Lacquered

Dimensions: 55x58x82 cm  
Seat height: 47 cm  
Product weight: 9.1 kg

BASE

- Black Semi Matt
- Chrome



Model 10074  
GUBI 3D Counter Stool - Un-Upholstered,  
65, Center base, Plastic Shell

Dimensions: 45x41x78 cm  
Seat height: 66 cm  
Product weight: 4.2 kg

BASE

COLOR

ITEM NO.

Black Matt

Black Semi Matt

10023717 *Felt Glides* | 10023716 *Plastic Glides*



Model 10075  
GUBI 3D Counter Stool - Un-Upholstered,  
65, Center base, Wood Shell

Dimensions: 45x41x78 cm  
Seat height: 66 cm  
Product weight: 4.3 kg

BASE

COLOR

ITEM NO.

Black Matt

American Walnut Semi Matt Lacquered

10002498

•

Black Stained Beech Semi Matt Lacquered

10002497

Oak Semi Matt Lacquered

10002499



Model 10080

### GUBI 3D Counter Stool - Un-Upholstered, 65, Wood base, Plastic Shell

Dimensions: 43x43x79 cm

Seat height: 66 cm

Product weight: 4.8 kg

BASE	COLOR	FOOTREST FINISH	ITEM NO.
• American Walnut Semi Matt Lacquered	Black Semi Matt	Chrome	10028015 <i>Felt Glides</i>   10028013 <i>Plastic Glides</i>
• Black Stained Beech Semi Matt Lacquered	Black Semi Matt	Chrome	10028019 <i>Felt Glides</i>   10028017 <i>Plastic Glides</i>
• Oak Semi Matt Lacquered	Black Semi Matt	Chrome	10028023 <i>Felt Glides</i>   10028021 <i>Plastic Glides</i>



Model 10081

### GUBI 3D Counter Stool - Un-Upholstered, 65, Wood base, Wood Shell

Dimensions: 43x43x79 cm

Seat height: 66 cm

Product weight: 4.8 kg

BASE	FOOTREST FINISH	ITEM NO.
• American Walnut Semi Matt Lacquered	Chrome	10028115 <i>Felt Glides</i>   10028109 <i>Plastic Glides</i>
• Black Stained Beech Semi Matt Lacquered	Chrome	10028117 <i>Felt Glides</i>   10028111 <i>Plastic Glides</i>
• Oak Semi Matt Lacquered	Chrome	10028119 <i>Felt Glides</i>   10028113 <i>Plastic Glides</i>



Model 10078

### GUBI 3D Counter Stool - Un-Upholstered, 65, Sledge base, Plastic Shell

Dimensions: 45x44x78 cm

Seat height: 66 cm

Product weight: 4.7 kg

BASE	COLOR	ITEM NO.
Black Semi Matt	Black Semi Matt	10023733 <i>Felt Glides</i>   10023732 <i>Plastic Glides</i>
Chrome	Black Semi Matt	10023735 <i>Felt Glides</i>   10023734 <i>Plastic Glides</i>

S = Selective Assortment | • = Outphasing



Model 10079  
GUBI 3D Counter Stool - Un-Upholstered,  
65, Sledge base, Wood Shell

Dimensions: 45x44x78 cm  
Seat height: 66 cm  
Product weight: 4.8 kg


BASE	COLOR	ITEM NO.
Black Semi Matt	American Walnut Semi Matt Lacquered	10023765 <i>Felt Glides</i>   10023764 <i>Plastic Glides</i>
•	Black Stained Beech Semi Matt Lacquered	10023769 <i>Felt Glides</i>   10023768 <i>Plastic Glides</i>
	Oak Semi Matt Lacquered	10023773 <i>Felt Glides</i>   10023772 <i>Plastic Glides</i>
Chrome	American Walnut Semi Matt Lacquered	10023767 <i>Felt Glides</i>   10023766 <i>Plastic Glides</i>
•	Black Stained Beech Semi Matt Lacquered	10023771 <i>Felt Glides</i>   10023770 <i>Plastic Glides</i>
	Oak Semi Matt Lacquered	10023775 <i>Felt Glides</i>   10023774 <i>Plastic Glides</i>



Model 10062  
GUBI 3D Counter Stool - Front  
Upholstered, 65, Center base, Plastic Shell  
Shell Colour(s): Black Semi Matt

Dimensions: 45x41x79 cm  
Seat height: 67 cm  
Product weight: 5.4 kg

BASE
Black Matt



Model 10063  
GUBI 3D Counter Stool - Front  
Upholstered, 65, Center base, Wood Shell  
Shell Colour(s): American Walnut Semi Matt Lacquered, Black Stained Beech Semi Matt Lacquered, Oak Semi Matt Lacquered

Dimensions: 45x41x79 cm  
Seat height: 67 cm  
Product weight: 5.4 kg

BASE
Black Matt



S = Selective Assortment | • = Outphasing



Model 10068  
GUBI 3D Counter Stool - Front  
Upholstered, 65, Wood base, Plastic Shell  
Shell Colour(s): Black Semi Matt

Dimensions: 43x43x80 cm  
Seat height: 67 cm  
Product weight: 5.8 kg

BASE	FOOTREST FINISH
• American Walnut Semi Matt Lacquered Black Stained	Chrome
• Beech Semi Matt Lacquered	Chrome
• Oak Semi Matt Lacquered	Chrome



Model 10069  
GUBI 3D Counter Stool - Front  
Upholstered, 65, Wood base, Wood Shell

Dimensions: 43x43x80 cm  
Seat height: 67 cm  
Product weight: 5.8 kg

BASE	FOOTREST FINISH
• American Walnut Semi Matt Lacquered Black Stained	Chrome
• Beech Semi Matt Lacquered	Chrome
• Oak Semi Matt Lacquered	Chrome



Model 10066

### GUBI 3D Counter Stool - Front Upholstered, 65, Sledge base, Plastic Shell

Shell Colour(s): Black Semi Matt

Dimensions: 45x44x79 cm

Seat height: 67 cm

Product weight: 6.6 kg

#### BASE

Black Semi Matt

Chrome



Model 10067

### GUBI 3D Counter Stool - Front Upholstered, 65, Sledge base, Wood Shell

Shell Colour(s): American Walnut Semi Matt Lacquered, Black Stained Beech Semi Matt Lacquered, Oak Semi Matt Lacquered

Dimensions: 45x44x79 cm

Seat height: 67 cm

Product weight: 6.6 kg

#### BASE

Black Semi Matt

Chrome



Model 10070

### GUBI 3D Counter Stool - Fully Upholstered, 65, Center base

Dimensions: 45x41x79 cm

Seat height: 67 cm

Product weight: 5.4 kg

#### BASE

Black Matt

S = Selective Assortment | • = Outphasing



Model 10073  
GUBI 3D Counter Stool - Fully Upholstered,  
65, Wood base

Dimensions: 43x43x80 cm  
Seat height: 67 cm  
Product weight: 6.8 kg

BASE		FOOTREST FINISH
•	American Walnut Semi Matt Lacquered	Chrome
	Black Stained	
	Beech Semi Matt Lacquered	
•	Oak Semi Matt Lacquered	Chrome



Model 10072  
GUBI 3D Counter Stool - Fully Upholstered,  
65, Sledge base

Dimensions: 45x44x79 cm  
Seat height: 67 cm  
Product weight: 6.6 kg

BASE
Black Semi Matt
Chrome



Model 10049  
GUBI 3D Bar Stool - Un-Upholstered, 75,  
Center base, Plastic Shell

Dimensions: 45x42x88 cm  
Seat height: 76 cm  
Product weight: 8.7 kg

BASE	COLOR	ITEM NO.
Black Matt	Black Semi Matt	10023597 <i>Felt Glides</i>   10023596 <i>Plastic Glides</i>



Model 10050

### GUBI 3D Bar Stool - Un-Upholstered, 75, Center base, Wood Shell

Dimensions: 45x42x88 cm

Seat height: 76 cm

Product weight: 9.1 kg

BASE	COLOR	ITEM NO.
Black Matt	American Walnut Semi Matt Lacquered	10023613 <i>Felt Glides</i>   10023612 <i>Plastic Glides</i>
•	Black Stained Beech Semi Matt Lacquered	10023615 <i>Felt Glides</i>   10023614 <i>Plastic Glides</i>
	Oak Semi Matt Lacquered	10023617 <i>Felt Glides</i>   10023616 <i>Plastic Glides</i>



Model 10053

### GUBI 3D Bar Stool - Un-Upholstered, 75, Sledge base, Plastic Shell

Dimensions: 45x44x88 cm

Seat height: 76 cm

Product weight: 8.3 kg

BASE	COLOR	ITEM NO.
Black Semi Matt	Black Semi Matt	10023619 <i>Felt Glides</i>   10023618 <i>Plastic Glides</i>
Chrome	Black Semi Matt	10023621 <i>Felt Glides</i>   10023620 <i>Plastic Glides</i>



Model 10054

### GUBI 3D Bar Stool - Un-Upholstered, 75, Sledge base, Wood Shell

Dimensions: 44x45x88 cm

Seat height: 76 cm

Product weight: 8.4 kg

BASE	COLOR	ITEM NO.
Black Semi Matt	American Walnut Semi Matt Lacquered	10023651 <i>Felt Glides</i>   10023650 <i>Plastic Glides</i>
•	Black Stained Beech Semi Matt Lacquered	10023655 <i>Felt Glides</i>   10023654 <i>Plastic Glides</i>
	Oak Semi Matt Lacquered	10023659 <i>Felt Glides</i>   10023658 <i>Plastic Glides</i>
Chrome	American Walnut Semi Matt Lacquered	10023653 <i>Felt Glides</i>   10023652 <i>Plastic Glides</i>
•	Black Stained Beech Semi Matt Lacquered	10023657 <i>Felt Glides</i>   10023656 <i>Plastic Glides</i>

S = Selective Assortment | • = Outphasing

BASE

COLOR

ITEM NO.

Oak Semi Matt Lacquered

10023661 *Felt Glides* | 10023660 *Plastic Glides*



Model 10055

### GUBI 3D Bar Stool - Un-Upholstered, 75, Wood base, Plastic Shell

Dimensions: 43x46x89 cm

Seat height: 76 cm

Product weight: 8.7 kg

BASE

COLOR

FOOTREST  
FINISH

ITEM NO.

- American Walnut Semi Matt Lacquered Black Semi Matt Chrome 10027259 *Felt Glides* | 10027257 *Plastic Glides*
- Black Stained Beech Semi Matt Lacquered Black Semi Matt Chrome 10027263 *Felt Glides* | 10027261 *Plastic Glides*
- Oak Semi Matt Lacquered Black Semi Matt Chrome 10027267 *Felt Glides* | 10027265 *Plastic Glides*



Model 10056

### GUBI 3D Bar Stool - Un-Upholstered, 75, Wood base, Wood Shell

Dimensions: 43x46x89 cm

Seat height: 76 cm

Product weight: 8.8 kg

BASE

FOOTREST  
FINISH

ITEM NO.

- American Walnut Semi Matt Lacquered Chrome 10026533 *Felt Glides* | 10026527 *Plastic Glides*
- Black Stained Beech Semi Matt Lacquered Chrome 10026535 *Felt Glides* | 10026529 *Plastic Glides*
- Oak Semi Matt Lacquered Chrome 10026537 *Felt Glides* | 10026531 *Plastic Glides*



Model 10037

### GUBI 3D Bar Stool - Front Upholstered, 75, Center base, Plastic Shell

Shell Colour(s): Black Semi Matt

Dimensions: 45x42x89 cm

Seat height: 77 cm

Product weight: 5.1 kg

#### BASE

Black Matt



Model 10038

### GUBI 3D Bar Stool - Front Upholstered, 75, Center base, Wood Shell

Shell Colour(s): American Walnut Semi Matt Lacquered, Black Stained Beech Semi Matt Lacquered, Oak Semi Matt Lacquered

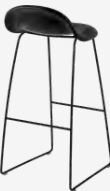
Dimensions: 45x42x89 cm

Seat height: 77 cm

Product weight: 5.1 kg

#### BASE

Black Matt



Model 10041

### GUBI 3D Bar Stool - Front Upholstered, 75, Sledge base, Plastic Shell

Shell Colour(s): Black Semi Matt

Dimensions: 45x44x89 cm

Seat height: 77 cm

Product weight: 6.3 kg

#### BASE

Black Semi Matt

Chrome

S = Selective Assortment | • = Outphasing



Model 10042  
GUBI 3D Bar Stool - Front Upholstered, 75,  
Sledge base, Wood Shell

Shell Colour(s): American Walnut Semi Matt Lacquered, Black Stained Beech Semi Matt Lacquered, Oak Semi Matt Lacquered

Dimensions: 45x44x89 cm  
Seat height: 77 cm  
Product weight: 6.3 kg

BASE

Black Semi Matt

Chrome



Model 10043  
GUBI 3D Bar Stool - Front Upholstered, 75,  
Wood base, Plastic Shell

Shell Colour(s): Black Semi Matt

Dimensions: 43x46x90 cm  
Seat height: 77 cm  
Product weight: 7.4 kg

	BASE	FOOTREST FINISH
•	American Walnut Semi Matt Lacquered	Chrome
•	Black Stained Beech Semi Matt Lacquered	Chrome
•	Oak Semi Matt Lacquered	Chrome

S = Selective Assortment | • = Outphasing



Model 10044  
GUBI 3D Bar Stool - Front Upholstered, 75,  
Wood base, Wood Shell

Dimensions: 43x46x90 cm  
Seat height: 77 cm  
Product weight: 7.6 kg

	BASE	FOOTREST FINISH
•	American Walnut Semi Matt Lacquered Black Stained	Chrome
•	Beech Semi Matt Lacquered	Chrome
•	Oak Semi Matt Lacquered	Chrome



Model 10045  
GUBI 3D Bar Stool - Fully Upholstered, 75,  
Center base

Dimensions: 45x42x89 cm  
Seat height: 77 cm  
Product weight: 5.1 kg

BASE
Black Matt



Model 10047  
GUBI 3D Bar Stool - Fully Upholstered, 75,  
Sledge base

Dimensions: 45x44x89 cm  
Seat height: 77 cm  
Product weight: 6.3 kg

BASE
Black Semi Matt
Chrome





Model 10048  
GUBI 3D Bar Stool - Fully Upholstered, 75,  
Wood base

Dimensions: 43x46x90 cm  
Seat height: 77 cm  
Product weight: 6.9 kg

	BASE	FOOTREST FINISH
•	American Walnut Semi Matt Lacquered Black Stained	Chrome
•	Beech Semi Matt Lacquered	Chrome
•	Oak Semi Matt Lacquered	Chrome

# GUBI

Price List 01/2025

# GUBI Furniture Collection

Designed by GUBI

S = *Selective Assortment*



Model 10998  
Revers Lounge Chair - Fully Upholstered,  
Wood base

Dimensions: 85x87x75 cm  
Seat height: 40 cm  
Product weight: 31.5 kg

BASE

S American Walnut Oiled

S Oak Oiled

S Smoked Oak Finish - Matt  
Lacquered



Model 10999  
Revers Sofa - Fully Upholstered, 215x100,  
Wood base

Dimensions: 100x215x77 cm  
Seat height: 40 cm  
Product weight: 73 kg

BASE

S American Walnut Oiled

S Oak Oiled

S Smoked Oak Finish - Matt  
Lacquered



Model 11000  
Revers Sofa - Fully Upholstered, 280x100,  
Wood base

Dimensions: 100x280x77 cm  
Seat height: 40 cm  
Product weight: 90 kg

BASE

S American Walnut Oiled

S Oak Oiled

S Smoked Oak Finish - Matt  
Lacquered



Model 10784

**GUBI Cushion, 60 x 60**

Dimensions: 60x60 cm  
Dimension objects: 60x60 cm  
Product weight: 1.2 kg

**S**



Model 10808

**GUBI Pouffe - Fully Upholstered, Ø38**

Dimensions: Ø38x42 cm  
Seat height: 42 cm  
Product weight: 8 kg

**S**



Model 10807

**GUBI Pouffe - Fully Upholstered, Ø105**

Dimensions: Ø105x42 cm  
Seat height: 42 cm  
Product weight: 14 kg

**S**

# GUBI

Price List 01/2025

# Masculo Collection

Designed by GamFratesi

• = *Outphasing*



Model 10850  
Masculo Dining Chair - Fully Upholstered,  
Wood base

Dimensions: 57x67x74 cm  
Seat height: 45 cm  
Product weight: 8.9 kg

BASE

- American Walnut Oiled
- Black Stained Ash Semi Matt  
Lacquered
- Oak Semi Matt Lacquered
- Smoked Oak Finish Matt  
Lacquered



Model 10849  
Masculo Dining Chair - Fully Upholstered,  
Sledge base

Dimensions: 58x69x74 cm  
Seat height: 47 cm  
Product weight: 9.2 kg

BASE

- Black Semi Matt

• Chrome



Model 10848  
Masculo Dining Chair - Fully Upholstered, 4-  
leg

Dimensions: 60x69x74 cm  
Seat height: 47 cm  
Product weight: 9.2 kg

BASE

- Black Matt

• = *Outphasing*



Model 10866

Masculo Meeting Chair - Fully Upholstered,  
Swivel base

Dimensions: 56x69x74 cm

Seat height: 47 cm

Product weight: 12.7 kg

### BASE

Black Semi Matt



Model 10862

Masculo Lounge Chair - Fully Upholstered,  
4-leg

Dimensions: 60x80x69 cm

Seat height: 38 cm

Product weight: 14.2 kg

### BASE

- Black Matt



Model 10863

Masculo Lounge Chair - Fully Upholstered,  
Sledge base

Dimensions: 60x80x69 cm

Seat height: 38 cm

Product weight: 14.2 kg

### BASE

Black Semi Matt

- Chrome

• = *Outphasing*



Model 10864  
Masculo Lounge Chair - Fully Upholstered,  
Swivel base

Dimensions: 60x80x69 cm  
Seat height: 38 cm  
Product weight: 17.7 kg

BASE

- Black Semi Matt



Model 10865  
Masculo Lounge Chair - Fully Upholstered,  
Wood base

Dimensions: 64x81x70 cm  
Seat height: 39 cm  
Product weight: 12 kg

BASE

- American Walnut Oiled
- Black Stained Ash Semi Matt  
Lacquered
- Oak Semi Matt Lacquered
- Smoked Oak Finish Matt  
Lacquered



# GUBI

Price List 01/2025

# Modern Line Collection

Designed by Greta M. Grossman



Model 10893

### Modern Line Dining Lounge Chair - Fully Upholstered, H74xW58xD71

Dimensions: 71x59x74 cm

Seat height: 47,5 cm

Product weight: 21 kg

#### BASE

**S** Black Semi Matt

**S** Brass Shiny



Model 10894

### Modern Line Dining Sofa - Fully Upholstered, H74xW165xD71

Dimensions: 71x165x74 cm

Seat height: 47,5 cm

Product weight: 42 kg

#### BASE

**S** Black Semi Matt

**S** Brass Shiny



Model 10895

### Modern Line Dining Sofa - Fully Upholstered, H74xW200xD71

Dimensions: 71x200x74 cm

Seat height: 47,5 cm

Product weight: 38 kg

#### BASE

**S** Black Semi Matt

**S** Brass Shiny



Model 10896

### Modern Line Dining Sofa - Fully Upholstered, H74xW280xD71

Dimensions: 71x280x74 cm

Seat height: 47,5 cm

Product weight: 59.15 kg

#### BASE

**S** Black Semi Matt

**S** Brass Shiny



Model 10897

### Modern Line Dining Sofa - Fully Upholstered, H74xW350xD71

Dimensions: 71x350x74 cm

Seat height: 47,5 cm

Product weight: 120 kg

#### BASE

**S** Black Semi Matt

**S** Brass Shiny



Model 10900

### Modern Line Lounge Chair - Fully Upholstered, H70xW80xD83

Dimensions: 83x80x70 cm

Seat height: 43 cm

Product weight: 22 kg

#### BASE

**S** Black Semi Matt

**S** Brass Shiny



Model 10904  
Modern Line Sofa - Fully Upholstered,  
H70xW180xD83

Dimensions: 83x182x70 cm  
Seat height: 43 cm  
Product weight: 34 kg

BASE

- S Black Semi Matt
- S Brass Shiny



Model 10905  
Modern Line Sofa - Fully Upholstered,  
H70xW240xD83

Dimensions: 83x240x70 cm  
Seat height: 43 cm  
Product weight: 50.35 kg

BASE

- S Black Semi Matt
- S Brass Shiny



Model 10906  
Modern Line Sofa - Fully Upholstered,  
H70xW300xD83

Dimensions: 83x300x70 cm  
Seat height: 43 cm  
Product weight: 60 kg

BASE

- S Black Semi Matt
- S Brass Shiny



Model 10891

### Modern Line Chaise Longue - Fully Upholstered, H70xW75xD138

Dimensions: 138x75x70 cm

Seat height: 43 cm

Product weight: 38 kg

#### BASE

**S** Black Semi Matt

**S** Brass Shiny



Model 10892

### Modern Line Daybed - Fully Upholstered, H70xW200xD138

Dimensions: 138x200x70 cm

Seat height: 43 cm

Product weight: 82 kg

#### BASE

**S** Black Semi Matt

**S** Brass Shiny



Model 10901

### Modern Line Pouffe - Fully Upholstered, Ø38

Dimensions: 38x38x43 cm

Seat height: 43 cm

Product weight: 12 kg

#### BASE

**S** Black Semi Matt

**S** Brass Shiny



Model 10902  
Modern Line Pouffe - Fully Upholstered,  
Ø80

Dimensions: 80x80x43 cm  
Seat height: 43 cm  
Product weight: 20 kg

BASE

- S Black Semi Matt
- S Brass Shiny

# GUBI

Price List 01/2025

# MR Collection

Designed by Mathias Rasmussen

O = Outdoor



Model 24408  
MR01 Initial Chair, with cushion

Dimensions: 88x65x69 cm  
Seat height: 33 cm  
Product weight: 10 kg

BASE	ROPE	ITEM NO.
Solid American Walnut (Oiled)	Natural Flag	10079704
Solid Oak (Oiled)	Natural Flag	10079703



Model 53138  
MR01 Initial Lounge Chair, Outdoor

Dimensions: 88x65x69 cm  
Seat height: 33 cm  
Product weight: 10 kg

BASE	ROPE	ITEM NO.
O Solid Iroko (Oiled)	Sunfire Melange Beige and Sand	10108453



# GUBI

Price List 01/2025

# Pacha Collection

Designed by Pierre Paulin



Model 10964  
Pacha Lounge Chair - Fully Upholstered

Dimensions: 85x77x65 cm  
Seat height: 37 cm  
Product weight: 21 kg

BASE

- S Black Semi Matt
- S Pearl Gold



Model 11601  
Pacha Lounge Chair - Fully Upholstered,  
Returning Swivel

Dimensions: 85x77x65 cm  
Seat height: 37 cm  
Product weight: 21.4 kg

BASE

- S Black Semi Matt
- S Pearl Gold



Model 44281  
Pacha Outdoor Lounge Chair - Fully  
Upholstered, Swivel

Dimensions: 85x77x65 cm  
Seat height: 37 cm  
Product weight: 21.4 kg

BASE

- O Moss Gray



Model 24354  
Pacha Lounge Chair with armrest - Fully Upholstered

Dimensions: 85x100x65 cm  
Seat height: 37 cm  
Product weight: 26 kg

BASE

- S Black Semi Matt
- S Pearl Gold



Model 24361  
Pacha Lounge Chair with armrest - Fully Upholstered, Returning Swivel

Dimensions: 85x100x65 cm  
Seat height: 37 cm  
Product weight: 26.4 kg

BASE

- S Black Semi Matt
- S Pearl Gold



Model 10652  
Pacha Outdoor Lounge Chair with armrest - Fully Upholstered, Swivel

Dimensions: 85x100x65 cm  
Seat height: 37 cm  
Product weight: 26.4 kg

BASE

- O Moss Gray



Model 24362  
Pacha Ottoman - Fully Upholstered

Dimensions: 70x72x35 cm  
Seat height: 35 cm  
Product weight: 15 kg

BASE

- S Black Semi Matt
- S Pearl Gold



Model 24365  
Pacha Ottoman - Fully Upholstered,  
Returning Swivel

Dimensions: 70x72x35 cm  
Seat height: 35 cm  
Product weight: 15.4 kg

BASE

- S Black Semi Matt
- S Pearl Gold



Model 44303  
Pacha Outdoor Ottoman - Fully Upholstered,  
Swivel

Dimensions: 70x72x35 cm  
Seat height: 35 cm  
Product weight: 15.4 kg

BASE

- O Moss Gray



Model 45193  
Pacha Outdoor Sofa - Fully Upholstered, 2-seater

Dimensions: 85x154x65 cm  
Seat height: 37 cm  
Product weight: 42 kg

BASE

- O Moss Gray



Model 24367  
Pacha Sofa - Fully Upholstered, 2-seater

Dimensions: 85x154x65 cm  
Seat height: 37 cm  
Product weight: 42 kg

BASE

- S Black Semi Matt
- S Pearl Gold



Model 44519  
Pacha Outdoor Sofa - Fully Upholstered, 2-seater with armrests

Dimensions: 85x176x65 cm  
Seat height: 37 cm  
Product weight: 47 kg

BASE

- O Moss Gray



Model 31722  
Pacha Sofa - Fully Upholstered, 2-seater with armrests incl. middle armrest

Dimensions: 85x176x65 cm  
Seat height: 37 cm  
Product weight: 47.6 kg

BASE

- S Black Semi Matt
- S Pearl Gold



Model 44138  
Pacha Outdoor Sofa - Fully Upholstered, 2-seater with armrests incl. middle armrest

Dimensions: 85x176x65 cm  
Seat height: 37 cm  
Product weight: 47.6 kg

BASE

- O Moss Gray



Model 31721  
Pacha Sofa - Fully Upholstered, 2-seater with armrests

Dimensions: 85x176x65 cm  
Seat height: 37 cm  
Product weight: 47 kg

BASE

- S Black Semi Matt
- S Pearl Gold



Model 44380  
Pacha Outdoor Sofa - Fully Upholstered, 3-seater

Dimensions: 85x231x65 cm  
Seat height: 37 cm  
Product weight: 63 kg

BASE

- O Moss Gray



Model 31732  
Pacha Sofa - Fully Upholstered, 3-seater

Dimensions: 85x231x65 cm  
Seat height: 37 cm  
Product weight: 63 kg

BASE

- S Black Semi Matt
- S Pearl Gold



Model 24369  
Pacha Sofa - Fully Upholstered, 3-seater with armrests incl. middle armrest

Dimensions: 85x253x65 cm  
Seat height: 37 cm  
Product weight: 69.2 kg

BASE

- S Black Semi Matt
- S Pearl Gold



Model 31728  
Pacha Sofa - Fully Upholstered, 3-seater with armrests

Dimensions: 85x253x65 cm  
Seat height: 37 cm  
Product weight: 68 kg

BASE

- S Black Semi Matt
- S Pearl Gold



Model 44404  
Pacha Outdoor Sofa - Fully Upholstered, 3-seater with armrests incl. middle armrest

Dimensions: 85x253x65 cm  
Seat height: 37 cm  
Product weight: 69.2 kg

BASE

- O Moss Gray



Model 44881  
Pacha Outdoor Sofa - Fully Upholstered, 3-seater with armrests

Dimensions: 85x253x65 cm  
Seat height: 37 cm  
Product weight: 68 kg

BASE

- O Moss Gray





Model 31733  
Pacha Sofa - Fully Upholstered, 4-seater

Dimensions: 85x308x65 cm  
Seat height: 37 cm  
Product weight: 84 kg

BASE

- S Black Semi Matt
- S Pearl Gold



Model 44782  
Pacha Outdoor Sofa - Fully Upholstered, 4-seater

Dimensions: 85x308x65 cm  
Seat height: 37 cm  
Product weight: 84 kg

BASE

- O Moss Gray



Model 10670  
Pacha Outdoor Sofa - Fully Upholstered, 4-seater with armrests incl. middle armrest

Dimensions: 85x330x65 cm  
Seat height: 37 cm  
Product weight: 90.8 kg

BASE

- O Moss Gray



Model 31735  
Pacha Sofa - Fully Upholstered, 4-seater with armrests incl. middle armrest

Dimensions: 85x330x65 cm  
Seat height: 37 cm  
Product weight: 90.8 kg

BASE

- S Black Semi Matt
- S Pearl Gold



Model 31734  
Pacha Sofa - Fully Upholstered, 4-seater with armrests

Dimensions: 85x330x65 cm  
Seat height: 37 cm  
Product weight: 89 kg

BASE

- S Black Semi Matt
- S Pearl Gold



Model 10668  
Pacha Outdoor Sofa - Fully Upholstered, 4-seater with armrests

Dimensions: 85x330x65 cm  
Seat height: 37 cm  
Product weight: 89 kg

BASE

- O Moss Gray



Model 31777  
Pacha Sofa - Fully Upholstered, 4-seater with armrests and ottoman

Seat height: 37 cm  
Product weight: 104 kg

BASE

- S Black Semi Matt
- S Pearl Gold



Model 44761  
Pacha Outdoor Sofa - Fully Upholstered, 5 module set with armrest and ottoman

Seat height: 37 cm  
Product weight: 125 kg

BASE

- O Moss Gray



Model 31774  
Pacha Sofa - Fully Upholstered, 2-seater with armrests and ottoman

Seat height: 37 cm  
Product weight: 62 kg

BASE

- S Black Semi Matt
- S Pearl Gold



Model 44853  
Pacha Outdoor Sofa - Fully Upholstered, 4-seater with armrests and ottoman

Seat height: 37 cm  
Product weight: 104 kg

BASE

O Moss Gray



Model 44207  
Pacha Outdoor Sofa - Fully Upholstered, 3-seater with armrests and ottoman

Seat height: 37 cm  
Product weight: 83 kg

BASE

O Moss Gray



Model 44251  
Pacha Outdoor Sofa - Fully Upholstered, 2-seater with armrests and ottoman

Seat height: 37 cm  
Product weight: 62 kg

BASE

O Moss Gray



Model 31776  
Pacha Sofa - Fully Upholstered, 3-seater with armrests and ottoman

Seat height: 37 cm  
Product weight: 83 kg

BASE

- S Black Semi Matt
- S Pearl Gold



Model 31736  
Pacha Sofa - Fully Upholstered, 5 module set with armrest and ottoman

Seat height: 37 cm  
Product weight: 125 kg

BASE

- S Black Semi Matt
- S Pearl Gold



Model 31719  
Pacha Middle armrest - Fully Upholstered

Dimensions: 50x44 cm  
Product weight: 0.6 kg

- S



Model 44157  
Pacha Outdoor Middle armrest - Fully Upholstered

Dimensions: 50x44 cm  
Product weight: 0.6 kg

O



Model 31706  
Pacha Module - Fully Upholstered, Center

Dimensions: 85x77x65 cm  
Seat height: 37 cm  
Product weight: 21 kg

BASE

S Black Semi Matt

S Pearl Gold



Model 44942  
Pacha Outdoor Module - Fully Upholstered, Center

Dimensions: 85x77x65 cm  
Seat height: 37 cm  
Product weight: 21 kg

BASE

O Moss Gray



Model 31708  
Pacha Module - Fully Upholstered, with left armrest

Dimensions: 85x88x65 cm  
Seat height: 37 cm  
Product weight: 23.5 kg

BASE

- S Black Semi Matt
- S Pearl Gold



Model 31707  
Pacha Module - Fully Upholstered, with right armrest

Dimensions: 85x88x65 cm  
Seat height: 37 cm  
Product weight: 23.5 kg

BASE

- S Black Semi Matt
- S Pearl Gold



Model 44107  
Pacha Outdoor Module - Fully Upholstered, with left armrest

Dimensions: 85x88x65 cm  
Seat height: 37 cm  
Product weight: 23.5 kg

BASE

- O Moss Gray



Model 44019  
Pacha Outdoor Module - Fully Upholstered,  
with right armrest

Dimensions: 85x88x65 cm  
Seat height: 37 cm  
Product weight: 23.5 kg

BASE

O Moss Gray



Model 50505  
Pacha Outdoor Lounge Chair Cover

Product weight: 2 kg

ITEM NO.

O 10104867



Model 45415  
Pacha Outdoor Ottoman Cover

Product weight: 0.6 kg

ITEM NO.

O 10092591



# GUBI

Price List 01/2025

# Sejour Collection

Designed by GamFratesi



Model 13124  
Sejour Lounge Chair - Fully Upholstered

Dimensions: 77x67x71 cm  
Seat height: 35 cm  
Product weight: 19 kg

BASE

- Antique Brass
- Black Semi Matt
- Brass Semi Matt



Model 13127  
Sejour Lounge Chair - Fully Upholstered,  
With armrests

Dimensions: 80x73x71 cm  
Seat height: 35 cm  
Product weight: 20 kg

BASE      ARMREST  
FINISH

- |                 |                       |
|-----------------|-----------------------|
| Antique Brass   | American Walnut Oiled |
| Antique Brass   | Oak Oiled             |
| Black Matt      | American Walnut Oiled |
| Black Matt      | Oak Oiled             |
| Brass Semi Matt | American Walnut Oiled |
| Brass Semi Matt | Oak Oiled             |

# GUBI

Price List 01/2025


# Stay Collection

Designed by Space Copenhagen



Model 11180  
Stay Lounge Chair - Fully Upholstered,  
Small, Black base

Dimensions: 70x70x76 cm  
Seat height: 41 cm  
Product weight: 29 kg



Model 11181  
Stay Lounge Chair - Fully Upholstered,  
Small, Returning Swivel

Dimensions: 70x70x76 cm  
Seat height: 41 cm  
Product weight: 29 kg



Model 11182  
Stay Lounge Chair - Fully Upholstered,  
Small, Wooden legs

Dimensions: 70x70x76 cm  
Seat height: 41 cm  
Product weight: 21 kg

BASE

- American Walnut Oiled
- Black Stained Oak Semi Matt Lacquered
- Oak Semi Matt Lacquered
- Smoked Oak Finish - Matt Lacquered



Model 11178  
Stay Lounge Chair - Fully Upholstered,  
Large, Black base

Dimensions: 85x85x76 cm  
Seat height: 41 cm  
Product weight: 38 kg



Model 11179  
Stay Lounge Chair - Fully Upholstered,  
Large, Wooden legs

Dimensions: 85x85x76 cm  
Seat height: 41 cm  
Product weight: 38 kg

BASE

- American Walnut Oiled
- Black Stained Oak Semi Matt Lacquered
- Oak Semi Matt Lacquered
- Smoked Oak Finish - Matt Lacquered



Model 24455  
Stay Lounge Chair - Fully Upholstered,  
Black base, High back

Dimensions: 82x90x110 cm  
Seat height: 45 cm  
Product weight: 33.5 kg



Model 11183  
Stay Ottoman - Fully Upholstered, 62x78

Dimensions: 62x78x40 cm  
Seat height: 40 cm  
Product weight: 17.5 kg



Model 11184  
Stay Sofa - Fully Upholstered, 150x70, Black base

Dimensions: 70x150x76 cm  
Seat height: 41 cm  
Product weight: 47 kg



Model 11185  
Stay Sofa - Fully Upholstered, 150x70, Wooden legs

Dimensions: 70x150x76 cm  
Seat height: 41 cm  
Product weight: 46.2 kg

BASE

- American Walnut Oiled
- Black Stained Oak Semi Matt Lacquered
- Oak Semi Matt Lacquered
- Smoked Oak Finish - Matt Lacquered



Model 11186  
Stay Sofa - Fully Upholstered, 190x70, Black base

Dimensions: 70x190x76 cm  
Seat height: 41 cm  
Product weight: 57.2 kg



Model 11187  
Stay Sofa - Fully Upholstered, 190x70, Wooden legs

Dimensions: 70x190x76 cm  
Seat height: 41 cm  
Product weight: 55.4 kg

BASE

- American Walnut Oiled
- Black Stained Oak Semi Matt Lacquered
- Oak Semi Matt Lacquered
- Smoked Oak Finish - Matt Lacquered



Model 11188  
Stay Sofa - Fully Upholstered, 190x95, Black base

Dimensions: 95x190x76 cm  
Seat height: 41 cm  
Product weight: 65 kg



Model 11189  
Stay Sofa - Fully Upholstered, 190x95,  
Wooden legs

Dimensions: 95x190x76 cm  
Seat height: 41 cm  
Product weight: 63 kg

BASE

- American Walnut Oiled
- Black Stained Oak Semi Matt  
Lacquered
- Oak Semi Matt Lacquered
- Smoked Oak Finish - Matt  
Lacquered



Model 11197  
Stay Sofa - Fully Upholstered, 260x70,  
Wooden legs

Dimensions: 70x260x76 cm  
Seat height: 41 cm  
Product weight: 70 kg

BASE

- American Walnut Oiled
- Black Stained Oak Semi Matt  
Lacquered
- Oak Semi Matt Lacquered
- Smoked Oak Finish - Matt  
Lacquered



Model 11196  
Stay Sofa - Fully Upholstered, 260x70, Black  
base

Dimensions: 70x260x76 cm  
Seat height: 41 cm  
Product weight: 72 kg





Model 11193  
Stay Sofa - Fully Upholstered, 220x95,  
Wooden legs

Dimensions: 95x220x76 cm  
Seat height: 41 cm  
Product weight: 63.6 kg


BASE

- American Walnut Oiled
- Black Stained Oak Semi Matt Lacquered
- Oak Semi Matt Lacquered
- Smoked Oak Finish - Matt Lacquered




Model 11192  
Stay Sofa - Fully Upholstered, 220x95, Black  
base

Dimensions: 95x220x76 cm  
Seat height: 41 cm  
Product weight: 65.6 kg



Model 11200  
Stay Sofa - Fully Upholstered, Oval, 240x95,  
Black base

Dimensions: 95x240x76 cm  
Seat height: 41 cm  
Product weight: 74 kg





Model 11201  
Stay Sofa - Fully Upholstered, Oval, 240x95,  
Wooden legs

Dimensions: 95x240x76 cm  
Seat height: 41 cm  
Product weight: 90 kg

BASE

- American Walnut Oiled
- Black Stained Oak Semi Matt Lacquered
- Oak Semi Matt Lacquered
- Smoked Oak Finish - Matt Lacquered



Model 11191  
Stay Sofa - Fully Upholstered, 220x110,  
Wooden legs

Dimensions: 110x220x76 cm  
Seat height: 41 cm  
Product weight: 71.1 kg

BASE

- American Walnut Oiled
- Black Stained Oak Semi Matt Lacquered
- Oak Semi Matt Lacquered
- Smoked Oak Finish - Matt Lacquered



Model 11190  
Stay Sofa - Fully Upholstered, 220x110,  
Black base

Dimensions: 110x220x76 cm  
Seat height: 41 cm  
Product weight: 73.2 kg



Model 11198  
Stay Sofa - Fully Upholstered, 260x95, Black base

Dimensions: 95x260x76 cm  
Seat height: 41 cm  
Product weight: 78 kg



Model 11199  
Stay Sofa - Fully Upholstered, 260x95, Wooden legs

Dimensions: 95x260x76 cm  
Seat height: 41 cm  
Product weight: 117 kg

BASE

- American Walnut Oiled
- Black Stained Oak Semi Matt Lacquered
- Oak Semi Matt Lacquered
- Smoked Oak Finish - Matt Lacquered



Model 11194  
Stay Sofa - Fully Upholstered, 260x110, Black base

Dimensions: 110x260x76 cm  
Seat height: 41 cm  
Product weight: 120 kg



Model 11195

Stay Sofa - Fully Upholstered, 260x110,  
Wooden legs

Dimensions: 110x260x76 cm

Seat height: 41 cm

Product weight: 83 kg

### BASE

American Walnut Oiled

Black Stained Oak Semi Matt  
Lacquered

Oak Semi Matt Lacquered

Smoked Oak Finish - Matt  
Lacquered



Model 11177

Stay Cushion, 68 x 48

Dimension objects: 68x48 cm

Product weight: 2.5 kg

# GUBI

Price List 01/2025

# Tail Collection

Designed by GamFratesi



Model 11210  
Tail Dining Chair - Fully Upholstered, Low back

Dimensions: 54x51x65 cm  
Seat height: 47 cm  
Product weight: 10.5 kg

BASE

- Antique Brass
- Black Semi Matt



Model 11209  
Tail Dining Chair - Fully Upholstered, High back

Dimensions: 54x51x80 cm  
Seat height: 47 cm  
Product weight: 12.5 kg

BASE

- Antique Brass
- Black Semi Matt

# GUBI

Price List 01/2025

# Tropique Collection

Designed by Mathieu Matégot



Model 44885

### Tropique Dining Chair - w. Fringes

Dimensions: 58x71x86 cm

Seat height: 45 cm

Product weight: 10.744 kg

BASE	UPHOLSTERY VARIANT FULL NAME	ITEM NO.
O Classic Black	Leslie Stripe, Limonta (CAL 117 compliant) (20)	10117795
O	Leslie Stripe, Limonta (CAL 117 compliant) (40)	10117796
O	Leslie, Limonta (CAL 117 compliant) (06)	10117793
O	Leslie, Limonta (CAL 117 compliant) (12)	10117794
O Classic White Semi Matt	Leslie Stripe, Limonta (CAL 117 compliant) (20)	10117799
O	Leslie Stripe, Limonta (CAL 117 compliant) (40)	10117800
O	Leslie, Limonta (CAL 117 compliant) (06)	10117797
O	Leslie, Limonta (CAL 117 compliant) (12)	10117798



Model 44369

### Tropique Dining Chair - w/o Fringes

Dimensions: 58x71x86 cm

Seat height: 45 cm

Product weight: 10.694 kg

BASE	UPHOLSTERY VARIANT FULL NAME	ITEM NO.
O Classic Black	Leslie Stripe, Limonta (CAL 117 compliant) (20)	10117803
O	Leslie Stripe, Limonta (CAL 117 compliant) (40)	10117804
O	Leslie, Limonta (CAL 117 compliant) (06)	10117801
O	Leslie, Limonta (CAL 117 compliant) (12)	10117802
O Classic White Semi Matt	Leslie Stripe, Limonta (CAL 117 compliant) (20)	10117807
O	Leslie Stripe, Limonta (CAL 117 compliant) (40)	10117808
O	Leslie, Limonta (CAL 117 compliant) (06)	10117805
RO	Leslie, Limonta (CAL 117 compliant) (12)	10117806



# GUBI

Price List 01/2025

# TS Collection

Designed by GamFratesi



Model 11290

TS Pouffe - Fully Upholstered, Round, Ø55

Dimensions: 60x60x42 cm

Seat height: 42 cm

Product weight: 8 kg



Model 11288

TS Pouffe - Fully Upholstered, 120x40

Dimensions: 125x40x42 cm

Seat height: 42 cm

Product weight: 15.5 kg



Model 11289

TS Pouffe - Fully Upholstered, Round, Ø105

Dimensions: 110x110x42 cm

Seat height: 42 cm

Product weight: 19 kg

# GUBI

Price List 01/2025

# V11 Collection

Designed by Illum Wikkelsø



Model 60476  
V11 Lounge Chair - Fully Upholstered

Dimensions: 94x96x84  
Seat height: 41  
Product weight: 35 kg

BASE

- S Solid American Walnut (Oiled)
- S Solid Oak (Oiled)



Model 60477  
V11 Ottoman - Fully Upholstered

Dimensions: 45x64x35  
Seat height: 35  
Product weight: 9 kg

BASE

- S Solid American Walnut (Oiled)
- S Solid Oak (Oiled)

# GUBI

Price List 01/2025

# Violin Collection

Designed by GamFratesi



Model 23687  
Violin Dining Chair - Seat Upholstered,  
Wood backrest

Dimensions: 54x52x76 cm  
Seat height: 45 cm  
Product weight: 5.5 kg

BACKREST FINISH

- S American Walnut Oiled
- S Oak Oiled




Model 23931  
Violin Dining Chair - Fully Upholstered

Dimensions: 55x58x76 cm  
Seat height: 45 cm  
Product weight: 6 kg

BASE

- S Black Matt



Model 46423  
Violin Dining Chair, Metal Frame Only

Product weight: kg

BASE

Black Semi Matt

ITEM NO.

10099616

# GUBI

Price List 01/2025

# Wonder Collection

Designed by Space Copenhagen



Model 13113  
Wonder Sofa - Fully Upholstered, 2-seater  
with armrests, 190x95

Dimensions: 95x190x76 cm  
Seat height: 40 cm  
Product weight: 65 kg



COVER

- S Fixed
- S Removable



Model 13122  
Wonder Sofa - Fully Upholstered, 3-seater  
without armrests, 270x95

Dimensions: 95x270x76 cm  
Seat height: 40 cm  
Product weight: 79.5 kg

COVER

- S Fixed
- S Removable



Model 13119  
Wonder Sofa - Fully Upholstered, 3-seater  
with armrests and Chaise Longue, 280x185

Dimensions: 95x280x76 cm  
Seat height: 40 cm  
Product weight: 110.5 kg

COVER

- S Fixed
- S Removable





Model 13121  
Wonder Sofa - Fully Upholstered, 3-seater  
with armrests, 280x95

Dimensions: 95x280x76 cm  
Seat height: 40 cm  
Product weight: 91.5 kg

COVER

- S Fixed
- S Removable




Model 22467  
Wonder Back to back - Fully Upholstered,  
Mid section, 90x180

Dimensions: 180x90x76 cm  
Seat height: 40 cm  
Product weight: 57.5 kg

COVER

- S Fixed
- S Removable



Model 31118  
Wonder Back to back - Fully Upholstered,  
Corner, 95x180

Dimensions: 180x95x76 cm  
Seat height: 40 cm  
Product weight: 73 kg

COVER

- S Fixed
- S Removable




Model 23218  
Wonder Back to back - Fully Upholstered,  
Mid section, 270x180

Dimensions: 180x270x76 cm  
Seat height: 40 cm  
Product weight: 172.5 kg

COVER

- S Fixed
- S Removable



Model 31120  
Wonder Back to back - Fully Upholstered,  
Corner, 280x180

Dimensions: 180x280x76 cm  
Seat height: 40 cm  
Product weight: 203.5 kg

COVER

- S Fixed
- S Removable



Model 13123  
Wonder Chaise Longue - Fully Upholstered,  
90x185

Dimensions: 185x90x76 cm  
Seat height: 40 cm  
Product weight: 46 kg

COVER

- S Fixed
- S Removable



Model 13120  
Wonder Corner Sofa - Fully Upholstered, 2 x 3-seater, 280x280

Dimensions: 95x280x76 cm  
Seat height: 40 cm  
Product weight: 166.5 kg

COVER

- S Fixed
- S Removable



Model 12588  
Wonder Module - Fully Upholstered, Pouffe, 90x90

Dimensions: 90x90x40 cm  
Seat height: 40 cm  
Product weight: 19.5 kg

COVER

- S Fixed
- S Removable



Model 12587  
Wonder Module - Fully Upholstered, Mid section, 90x95

Dimensions: 95x90x76 cm  
Seat height: 40 cm  
Product weight: 26.5 kg

COVER

- S Fixed
- S Removable



Model 12476  
Wonder Module - Fully Upholstered,  
Corner, 95x95

Dimensions: 95x95x76 cm  
Seat height: 40 cm  
Product weight: 32.5 kg

COVER

- |   |           |
|---|-----------|
| S | Fixed     |
| S | Removable |

# GUBI

Price List 01/2025

# Adnet Collection

Designed by Jacques Adnet

R = EXW Rohlig



Model 10163  
Adnet Coffee Table - Circular, Ø70

Dimensions: Ø73x42 cm  
Product weight: 22 kg

BASE	TABLE TOP	ITEM NO.	
Black Leather	Transparent Glass	10004032	
Tan Leather	Transparent Glass	10004033	



Model 10162  
Adnet Coffee Table - Circular, Ø100

Dimensions: Ø103x42 cm  
Product weight: 27 kg


BASE	TABLE TOP	ITEM NO.	
Black Leather	Transparent Glass	10004030	
Cream Leather	Transparent Glass	10122063	
R Tan Leather	Transparent Glass	10004031	

# GUBI

Price List 01/2025

# Atmosfera Collection

Designed by GUBI




Model 42716

Atmosfera Dining Table, 209x105 cm

Dimensions: 209x105x76,5 cm  
Product weight: 58 kg

BASE	ITEM NO.
O Natural teak	10086046



Model 42714

Atmosfera Dining Table, 281x105 cm

Dimensions: 281x105x76,5 cm  
Product weight: 74.5 kg

BASE	ITEM NO.
O Natural teak	10086044



Model 42721

Atmosfera Coffee Table, 113x100 cm

Dimensions: 113x100x35,5 cm  
Product weight: 30.5 kg

BASE	ITEM NO.
O Natural teak	10086051



# GUBI

Price List 01/2025

# Gascoin Collection

Designed by Marcel Gascoin



Model 25164  
B-Table Dining Table - Pivoting Extendable  
Top, 85x85/Ø116 cm

Dimensions: 85x85/Ø116x75 cm  
Product weight: 30 kg

BASE	TABLE TOP	ITEM NO.
American Walnut Matt Lacquered	American Walnut Matt Lacquered	10058070
Oak Matt Lacquered	Oak Matt Lacquered	10058071



Model 25159  
S-Table Dining Table - Rectangular  
Extendable , 95x220/270/320

Dimensions: 95x220/270/320x75 cm  
Product weight: 66 kg

BASE	TABLE TOP	ITEM NO.
American Walnut Matt Lacquered	American Walnut Matt Lacquered	10058060
Oak Matt Lacquered	Oak Matt Lacquered	10058061

# GUBI

Price List 01/2025

# Carmel Collection

Designed by OEO Studio



Model 61728  
Carmel Bistro Lounge Table, 75x75

Dimensions: 75x75x63cm  
Product weight: 19 kg

BASE	TABLE TOP	ITEM NO.
O Black Semi Matt	Clam White	10137219
O	Rock Red	10137218



Model 61729  
Carmel Bistro Dining Table, 75x75

Dimensions: 75x75x74cm  
Product weight: 19 kg


BASE	TABLE TOP	ITEM NO.
O Black Semi Matt	Clam White	10137221
O	Rock Red	10137220



Model 59044  
Carmel Coffee Table, 60x60

Dimensions: 60x60x40 cm  
Product weight: 12.944 kg

BASE	TABLE TOP	ITEM NO.
O Black Semi Matt	Pacific Blue	10117296
O	Rock Red	10117297



Model 60425  
Carmel Coffee Table, 87,5x70

Dimensions: 87,5x70x25 cm  
Product weight: 25.822 kg

BASE	TABLE TOP	ITEM NO.
O Black Semi Matt	Midnight Black	10117283



Model 60424  
Carmel Coffee Table, 75x75

Dimensions: 75x75x32 cm  
Product weight: 20.667 kg

BASE		TABLE TOP	ITEM NO.
O	Black Semi Matt	Clam White	10117282

# GUBI

Price List 01/2025

# Doric Collection

Designed by GamFratesi

R = EXW Rohlig



Model 54059  
Doric Coffee Table - Square, 80x80x30cm

Dimensions: 80x80x30cm  
Product weight: 72 kg

	BASE	TABLE TOP	ITEM NO.
R	Electric Grey	Electric Grey	10112572
	Neutral White	Neutral White Travertine	10109922



Model 54063  
Doric Coffee Table - Rectangular,  
140x80x30cm

	BASE	TABLE TOP	ITEM NO.
	Electric Grey	Electric Grey	10112571
	Neutral White	Neutral White Travertine	10109926


# GUBI

Price List 01/2025

# Epic Collection

Designed by GamFratesi






Model 33392

Epic Dining Table - Round, Ø130, Steel

Dimensions: Ø130 x H74 cm

Product weight: 102.8 kg

BASE	TABLE TOP	ITEM NO.	
Midnight Black Steel	Midnight Black Steel	10075008	
Misty Gray Steel	Misty Gray Steel	10075007	




Model 12624

Epic Dining Table - Round, Ø130, Travertine

Dimensions: Ø130 x H74 cm

Product weight: 138 kg

BASE	TABLE TOP	ITEM NO.	
Burnt Red	Burnt Red Travertine	10042389	
R Neutral White	Neutral White Travertine	10042390	




Model 61725

Epic Outdoor Dining Table - Round, Ø130

Dimensions: Ø130x74cm

Product weight: 130 kg

BASE	TABLE TOP	ITEM NO.	
RO Botanic Green Quartzite	Botanic Green Quartzite	10137197	



Model 26067

Epic Dining Table - Elliptical, Travertine

Dimensions: 240x120x74

Product weight: 295 kg

BASE	ITEM NO.	PTP USD	RRP USD
Neutral White	10059274	11,999	11,999

• = *Outphasing* | O = *Outdoor* | R = *EXW Rohlig*



Model 61726

Epic Outdoor Dining Table - Elliptical

Dimensions: 240x120x74cm  
Product weight: 360 kg

BASE	TABLE TOP	ITEM NO.	
<b>R O</b> Botanic Green Quartzite	Botanic Green Quartzite	10137196	



Model 33388

Epic Coffee Table - Round, Ø60, Steel

Dimensions: Ø60 x H42 cm  
Product weight: 22 kg

BASE	TABLE TOP	ITEM NO.	
Earthy Red Steel	Earthy Red Steel	10074993	
Midnight Black Steel	Midnight Black Steel	10074995	
Misty Gray Steel	Misty Gray Steel	10074994	




Model 12731

Epic Coffee Table - Round, Ø60, Travertine

Dimensions: Ø60 x H42 cm  
Product weight: 43 kg

BASE	TABLE TOP	ITEM NO.	
Burnt Red	Burnt Red Travertine	10042380	
<b>R</b> Neutral White	Neutral White Travertine	10042381	
• Warm Taupe	Warm Taupe Travertine	10085195	




Model 33389

Epic Coffee Table - Round, Ø80, Steel

Dimensions: Ø80 x H38 cm

Product weight: 34.8 kg

BASE	TABLE TOP	ITEM NO.	
Earthy Red Steel	Earthy Red Steel	10074997	
Midnight Black Steel	Midnight Black Steel	10074999	
Misty Gray Steel	Misty Gray Steel	10074998	




Model 12730

Epic Coffee Table - Round, Ø80, Travertine

Dimensions: Ø80 x H38,5 cm

Product weight: 66 kg

BASE	TABLE TOP	ITEM NO.	
Burnt Red	Burnt Red Travertine	10042385	
R Neutral White	Neutral White Travertine	10042386	
• Warm Taupe	Warm Taupe Travertine	10085196	



Model 33390

Epic Coffee Table - Round, Ø110, Steel

Dimensions: Ø110 x H34 cm

Product weight: 61.46 kg

BASE	TABLE TOP	ITEM NO.	
Midnight Black Steel	Midnight Black Steel	10075003	
Misty Gray Steel	Misty Gray Steel	10075002	

• = *Outphasing* | O = *Outdoor* | R = *EXW Rohlig*



Model 12729  
Epic Coffee Table - Round, Ø110, Travertine

Dimensions: Ø110 x H34 cm  
Product weight: 111 kg

BASE		TABLE TOP	ITEM NO.
	Burnt Red	Burnt Red Travertine	10042375
R	Neutral White	Neutral White Travertine	10042376
•	Warm Taupe	Warm Taupe Travertine	10085194

# GUBI

Price List 01/2025

# GUBI 1.0 Collection

Designed by GUBI



Model 10704

### GUBI 1.0 Dining Table - Round, Ø60

Dimensions: Ø60x71,5 cm  
Product weight: 40.05 kg

BASE	TABLE TOP	ITEM NO.
Black	Black Marquina Marble	10012410
•	Brown Emperador Marble	10012413
•	Green Guatemala Marble	10012409
•	Grey Emperador Marble	10012417
	White Carrara Marble	10012415
• Brass	Black Marquina Marble	10012418
•	Brown Emperador Marble	10012424
•	Green Guatemala Marble	10012419
•	Grey Emperador Marble	10012426
•	White Carrara Marble	10012420



Model 10706

### GUBI 1.0 Dining Table - Round, Ø80

Dimensions: Ø80x71,5 cm  
Product weight: 51.05 kg

BASE	TABLE TOP	ITEM NO.
Black	Black Marquina Marble	10012427
•	Brown Emperador Marble	10012431
•	Green Guatemala Marble	10012428
•	Grey Emperador Marble	10012435
	White Carrara Marble	10012429
• Brass	Black Marquina Marble	10012441
•	Brown Emperador Marble	10012440
•	Green Guatemala Marble	10012442
•	Grey Emperador Marble	10012444
•	White Carrara Marble	10012436



Model 10697

### GUBI 1.0 Bar Table - Round, Ø60

Dimensions: Ø60x104,5 cm  
Product weight: 40.75 kg

BASE	TABLE TOP	ITEM NO.
Black	Black Marquina Marble	10012369
•	Brown Emperador Marble	10012371
•	Green Guatemala Marble	10012370
•	Grey Emperador Marble	10012373
	White Carrara Marble	10012365
• Brass	Black Marquina Marble	10012378
•	Brown Emperador Marble	10012381
•	Green Guatemala Marble	10012379
•	Grey Emperador Marble	10012382
•	White Carrara Marble	10012374



Model 10698

### GUBI 1.0 Bar Table - Round, Ø80

Dimensions: Ø80x104,5 cm  
Product weight: 51.75 kg

BASE	TABLE TOP	ITEM NO.
Black	Black Marquina Marble	10012384
•	Brown Emperador Marble	10012390
•	Green Guatemala Marble	10012383
•	Grey Emperador Marble	10012391
	White Carrara Marble	10012388
• Brass	Black Marquina Marble	10012393
•	Brown Emperador Marble	10012394
•	Green Guatemala Marble	10012392
•	Grey Emperador Marble	10012400
•	White Carrara Marble	10012398



Model 10712

### GUBI 1.0 Lounge Table - Round, Ø60

Dimensions: Ø60x59,5 cm  
Product weight: 39.75 kg

BASE	TABLE TOP	ITEM NO.
Black	Black Marquina Marble	10012483
•	Brown Emperador Marble	10012487
•	Green Guatemala Marble	10012482
•	Grey Emperador Marble	10012489
	White Carrara Marble	10012488
• Brass	Black Marquina Marble	10012495
•	Brown Emperador Marble	10012492
•	Green Guatemala Marble	10012497
•	Grey Emperador Marble	10012498
•	White Carrara Marble	10012496



Model 10714

### GUBI 1.0 Lounge Table - Round, Ø80

Dimensions: Ø80x59,5 cm  
Product weight: 50.75 kg

BASE	TABLE TOP	ITEM NO.
Black	Black Marquina Marble	10012504
•	Brown Emperador Marble	10012503
•	Green Guatemala Marble	10012506
•	Grey Emperador Marble	10012507
	White Carrara Marble	10012505
• Brass	Black Marquina Marble	10012515
•	Brown Emperador Marble	10012509
•	Green Guatemala Marble	10012513
•	Grey Emperador Marble	10012516
•	White Carrara Marble	10012512



# GUBI

Price List 01/2025

# GUBI 2.0 Collection

Designed by GUBI




Model 10752

### GUBI 2.0 Dining Table - Round, Ø110

Dimensions: Ø110x71,5 cm

Product weight: 72.22 kg

BASE	TABLE TOP	ITEM NO.
Black	American Walnut Semi Matt Lacquered	10012736
	Black Marquina Marble	10012730
	Black Stained Ash Semi Matt Lacquered	10012729
	Green Guatemala Marble	10012727
	Grey Emperador Marble	10012739
	Oak Semi Matt Lacquered	10012737
	White Carrara Marble	10012735
• Brass	American Walnut Semi Matt Lacquered	10012745
•	Black Marquina Marble	10012740
•	Black Stained Ash Semi Matt Lacquered	10012741
•	Green Guatemala Marble	10012743
•	Grey Emperador Marble	10012752
•	Oak Semi Matt Lacquered	10012744
•	White Carrara Marble	10012746



Model 10757

### GUBI 2.0 Dining Table - Round, Ø130


Dimensions: Ø130x71,5 cm

Product weight: 80.22 kg

BASE	TABLE TOP	ITEM NO.
Black	American Walnut Semi Matt Lacquered	10012775
	Black Marquina Marble	10012772
	Black Stained Ash Semi Matt Lacquered	10012771
	Green Guatemala Marble	10012770
	Grey Emperador Marble	10012778
	Oak Semi Matt Lacquered	10012776
	White Carrara Marble	10012774

• = *Outphasing*

BASE	TABLE TOP	ITEM NO.
• Brass	American Walnut Semi Matt Lacquered	10012785
•	Black Marquina Marble	10012780
•	Black Stained Ash Semi Matt Lacquered	10012781
•	Green Guatemala Marble	10012779
•	Grey Emperador Marble	10012787
•	Oak Semi Matt Lacquered	10012784
•	White Carrara Marble	10012783



Model 10759

### GUBI 2.0 Dining Table - Round, Ø150

Dimensions: Ø150x71,5 cm  
Product weight: 89.52 kg

BASE	TABLE TOP	ITEM NO.
Black	American Walnut Semi Matt Lacquered	10012792
	Black Marquina Marble	10012790
	Black Stained Ash Semi Matt Lacquered	10012789
	Green Guatemala Marble	10012788
	Grey Emperador Marble	10012798
	Oak Semi Matt Lacquered	10012793
	White Carrara Marble	10012791
• Brass	American Walnut Semi Matt Lacquered	10012804
•	Black Marquina Marble	10012806
•	Black Stained Ash Semi Matt Lacquered	10012807
•	Green Guatemala Marble	10012805
•	Grey Emperador Marble	10012809
•	Oak Semi Matt Lacquered	10012803
•	White Carrara Marble	10012802

# GUBI

Price List 01/2025

# GUBI Dining Table Collection

Designed by Komplot Design



Model 10791

## GUBI Dining Table - Round, Ø120

Dimensions: Ø120x73 cm  
Product weight: 34 kg

BASE	TABLE TOP	ITEM NO.
American Walnut Semi Matt Lacquered	American Walnut Semi Matt Lacquered	10012947
Black Stained Ash Semi Matt Lacquered	Black Stained Ash Semi Matt Lacquered	10028673
Oak Semi Matt Lacquered	Oak Semi Matt Lacquered	10012948



Model 10790

## GUBI Dining Table - Rectangular, 180x90

Dimensions: 180x90x73 cm  
Product weight: 38.6 kg

BASE	TABLE TOP	ITEM NO.
American Walnut Semi Matt Lacquered	American Walnut Semi Matt Lacquered	10012935
Black Stained Ash Semi Matt Lacquered	Black Stained Ash Semi Matt Lacquered	10028665
Oak Semi Matt Lacquered	Oak Semi Matt Lacquered	10012936



Model 10788

## GUBI Dining Table - Rectangular, 100x200

Dimensions: 200x100x73 cm  
Product weight: 49.1 kg

BASE	TABLE TOP	ITEM NO.
American Walnut Semi Matt Lacquered	American Walnut Semi Matt Lacquered	10012914
Black Stained Ash Semi Matt Lacquered	Black Stained Ash Semi Matt Lacquered	10028654
Oak Semi Matt Lacquered	Oak Semi Matt Lacquered	10012915



Model 10785

### GUBI Dining Table - Elliptical, 120x230

Dimensions: 230x120x73 cm

Product weight: 62.6 kg

BASE	TABLE TOP	ITEM NO.
American Walnut Semi Matt Lacquered	American Walnut Semi Matt Lacquered	10018162
Black Stained Ash Semi Matt Lacquered	Black Stained Ash Semi Matt Lacquered	10024745
Oak Semi Matt Lacquered	Oak Semi Matt Lacquered	10018172



Model 10786

### GUBI Dining Table - Elliptical, 120x230, Marble top

BASE	TABLE TOP	ITEM NO.
American Walnut Semi Matt Lacquered	White Carrara Marble	10012907
Black Stained Ash Semi Matt Lacquered	White Carrara Marble	10028650
Oak Semi Matt Lacquered	White Carrara Marble	10012906

# GUBI

Price List 01/2025

# IOI Collection

Designed by GamFratesi



Model 61360

### IOI Coffee Table - Round, Ø70

Dimensions: Ø70xH38 cm  
Product weight: 26.6 kg

BASE	TABLE TOP	ITEM NO.
Black Semi Matt / Brass Sphere	Rippled Beige	10129141
Chrome / Brass Sphere	Rippled Beige	10129142



Model 12042

### IOI Coffee Table - Round, Ø70

Dimensions: Ø70x40 cm  
Product weight: 28.6 kg

BASE	TABLE TOP	ITEM NO.
• Black Semi Matt / Brass Sphere	White Carrara Marble	10036991
• Chrome / Brass Sphere	White Carrara Marble	10036992



Model 61361

### IOI Coffee Table - Round, Ø100

Dimensions: Ø100xH35 cm  
Product weight: 47.8 kg

BASE	TABLE TOP	ITEM NO.
Black Semi Matt / Brass Sphere	Rippled Beige	10129143
Chrome / Brass Sphere	Rippled Beige	10129144



Model 61359

### IOI Side Table - Round, Ø50

Dimensions: Ø50xH50 cm  
Product weight: 17.4 kg

BASE	TABLE TOP	ITEM NO.
Black Semi Matt / Brass Sphere	Rippled Beige	10129139
Chrome / Brass Sphere	Rippled Beige	10129140





Model 12052  
IOI Side Table - Round, Ø50

Dimensions: Ø50x50 cm  
Product weight: 18.4 kg

BASE	TABLE TOP	ITEM NO.
• Black Semi Matt / Brass Sphere	White Carrara Marble	10036987
• Chrome / Brass Sphere	White Carrara Marble	10036988

# GUBI

Price List 01/2025

# Moon Collection

Designed by Space Copenhagen

R = EXW Rohlig



Model 10924  
Moon Dining Table - Round, Ø120, Marble top

Dimensions: Ø120x73 cm  
Product weight: 152 kg

BASE	TABLE TOP	ITEM NO.
Brown/Black Stained Oak Veneer	Grey Emperador Marble	10014394



Model 10925  
Moon Dining Table - Round, Ø120, Wood top

Dimensions: Ø120x73 cm  
Product weight: 50 kg

BASE	TABLE TOP	ITEM NO.
Brown/Black Stained Veneer Oak Lacquered	Brown/Black Stained Oak Veneer	10048183
Solid Oak Oiled	Solid Oak Oiled	10014398
Solid Oak Soap Treated	Solid Oak Soap Treated	10048242



Model 10926  
Moon Dining Table - Round, Ø150, Marble top

Dimensions: Ø150x73 cm  
Product weight: 223 kg

BASE	TABLE TOP	ITEM NO.
Brown/Black Stained Oak Veneer	Grey Emperador Marble	10014399



Model 10927  
Moon Dining Table - Round, Ø150, Wood top

Dimensions: Ø150x73 cm  
Product weight: 55 kg

BASE	TABLE TOP	ITEM NO.
Brown/Black Stained Veneer Oak Lacquered	Brown/Black Stained Oak Veneer	10048185
Solid Oak Oiled	Solid Oak Oiled	10048186
Solid Oak Soap Treated	Solid Oak Soap Treated	10048248

R = EXW Rohlig



Model 15465

### Moon Dining Table - Elliptical, 258x101, Veneer

Dimensions: 258x101x73 cm  
Product weight: 136.5 kg

	BASE	TABLE TOP	ITEM NO.
R	Brown/Black Stained Veneer Oak Lacquered	Brown/Black Stained Oak Veneer	10042409



Model 15464

### Moon Dining Table - Elliptical, 298x101, Veneer

Dimensions: 298x101x73 cm  
Product weight: 149.5 kg

	BASE	TABLE TOP	ITEM NO.
R	Brown/Black Stained Veneer Oak Lacquered	Brown/Black Stained Oak Veneer	10042408



Model 47159

### Moon Dining Table - Elliptical, 290x105, Solid wood

Dimensions: 290x105x73 cm  
Product weight: 150.5 kg

	BASE	TABLE TOP	ITEM NO.
	Brown/Black Stained Oak Veneer	Brown/Black Stained Solid Oak Lacquered	10100601
	Oak (Oiled)	Solid Oak Oiled	10100603
	Oak (Soap Treated)	Solid Oak Soap Treated	10100604



Model 10928

### Moon Lounge Table - Round, Ø60 x H55, Marble top

Dimensions: Ø60x55 cm  
Product weight: 40 kg

	BASE	TABLE TOP	ITEM NO.
	Brown/Black Stained Oak Veneer	Grey Emperador Marble	10014405

R = EXW Rohlig



Model 10929

### Moon Lounge Table - Round, Ø60 x H55, Wood top

Dimensions: Ø60x55 cm  
Product weight: 19.5 kg

BASE	TABLE TOP	ITEM NO.
Brown/Black Stained Veneer Oak Lacquered	Brown/Black Stained Oak Veneer	10052571
Solid Oak Oiled	Solid Oak Oiled	10052572
Solid Oak Soap Treated	Solid Oak Soap Treated	10052573



Model 10914

### Moon Coffee Table - Round, Ø60 x H45, Marble top

Dimensions: Ø60x45 cm  
Product weight: 39 kg

BASE	TABLE TOP	ITEM NO.
Brown/Black Stained Oak Veneer	Grey Emperador Marble	10014378



Model 10915

### Moon Coffee Table - Round, Ø60 x H45, Wood top

Dimensions: Ø60x45 cm  
Product weight: 18.5 kg

BASE	TABLE TOP	ITEM NO.
Brown/Black Stained Veneer Oak Lacquered	Brown/Black Stained Oak Veneer	10014379
Solid Oak Oiled	Solid Oak Oiled	10055385
Solid Oak Soap Treated	Solid Oak Soap Treated	10055386



Model 10910

### Moon Coffee Table - Round, Ø120 x H45, Marble top

Dimensions: Ø120x45 cm  
Product weight: 152 kg

BASE	TABLE TOP	ITEM NO.
Brown/Black Stained Oak Veneer	Grey Emperador Marble	10014367

R = EXW Rohlig



Model 10911

### Moon Coffee Table - Round, Ø120 x H45, Wood top

Dimensions: Ø120x45 cm  
Product weight: 50 kg

BASE	TABLE TOP	ITEM NO.
Brown/Black Stained Oak Veneer	Brown/Black Stained Oak Veneer	10014369
Oak (Oiled)	Solid Oak Oiled	10048187
Oak (Soap Treated)	Solid Oak Soap Treated	10048243



Model 10912

### Moon Coffee Table - Round, Ø150 x H45, Marble top

Dimensions: Ø150x45 cm  
Product weight: 223 kg

BASE	TABLE TOP	ITEM NO.
Brown/Black Stained Oak Veneer	Grey Emperador Marble	10014373



Model 10913

### Moon Coffee Table - Round, Ø150 x H45, Wood top

Dimensions: Ø150x45 cm  
Product weight: 55 kg

BASE	TABLE TOP	ITEM NO.
Brown/Black Stained Veneer Oak Lacquered	Brown/Black Stained Oak Veneer	10048252
Solid Oak Oiled	Solid Oak Oiled	10048253
Solid Oak Soap Treated	Solid Oak Soap Treated	10048254

# GUBI

Price List 01/2025

# Pedrera Collection

Designed by Corsini & Ruiz Millet

R = EXW Rohlig



Model 10979  
Pedrera Coffee Table

Dimensions: 106x86x38 cm  
Product weight: 16 kg

	BASE	TABLE TOP	ITEM NO.
R	Black Semi Matt	Transparent Glass	10014676
R	Brass Semi Matt	Transparent Glass	10014675
R	Chrome	Transparent Glass	10116286



# GUBI

Price List 01/2025

# Pietra Collection

Designed by GamFratesi

R = EXW Rohlig



Model 61473  
Pietra Side Table, 33x33x40

Dimensions: 33x33x40  
Product weight: 33 kg

TABLE TOP		ITEM NO.
R	Lively Sepia	10131148
R	Neutral White Travertine	10132965



Model 61506  
Pietra Side Table, 30x80x40

Dimensions: 80x30x40 cm  
Product weight: 62 kg

TABLE TOP		ITEM NO.
R	Lively Sepia	10132966
R	Neutral White Travertine	10132967

# GUBI

Price List 01/2025

# Private Collection

Designed by Space Copenhagen



Model 55266

Private Dining Table, 260cm

Dimensions: L260 x W100 x H73 cm  
Product weight: 92 kg

BASE	TABLE TOP	ITEM NO.
Brown/Black Ash Veneer	Brown/Black Ash Veneer	10113069
Light Stained Oak Veneer	Light Stained Oak Veneer	10111679



Model 55270

Private Dining Table, 320cm

Dimensions: L320 x W100 x H73 cm  
Product weight: 106 kg

BASE	TABLE TOP	ITEM NO.
Brown/Black Ash Veneer	Brown/Black Ash Veneer	10111685
Light Stained Oak Veneer	Light Stained Oak Veneer	10111684

# GUBI

Price List 01/2025

# Tropique Collection

Designed by Mathieu Matégot

O = *Outdoor*



Model 44253  
Tropique Dining Table

Dimensions: 90x90x75 cm  
Product weight: 15 kg

BASE		ITEM NO.
O	Classic Black	10092684
O	Classic White Semi Matt	10092685

# GUBI

Price List 01/2025

# TS Collection

Designed by GamFratesi



Model 11222

### TS Coffee Table - Round, Ø55

Dimensions: Ø55x41 cm  
Product weight: 18.5 kg

BASE	TABLE TOP	ITEM NO.
Black	Black Marquina Marble	10017138
	Brown Emperador Marble	10017146
	Green Guatemala Marble	10017141
	Grey Emperador Marble	10017139
	Neutral White Travertine	10074022
•	Warm Taupe Travertine	10085404
• Brass	White Carrara Marble	10017145
	Black Marquina Marble	10017154
	Brown Emperador Marble	10017153
	Green Guatemala Marble	10017156
	Grey Emperador Marble	10017155
	Neutral White Travertine	10074024
	Warm Taupe Travertine	10085405
	White Carrara Marble	10017149
	Black Marquina Marble	10121694
	Brown Emperador Marble	10123077
Polished Steel	Green Guatemala Marble	10123084
	Grey Emperador Marble	10123078
	Neutral White Travertine	10121696
	Warm Taupe Travertine	10123079
	White Carrara Marble	10121695





Model 11224

### TS Coffee Table - Round, Ø80

Dimensions: Ø80x35 cm  
Product weight: 33 kg

BASE	TABLE TOP	ITEM NO.
R Black	Black Marquina Marble	10017163
	Brown Emperador Marble	10017164
	Green Guatemala Marble	10017160
	Grey Emperador Marble	10017162
	Neutral White Travertine	10074026
•	Warm Taupe Travertine	10085406
• Brass	White Carrara Marble	10017167
	Black Marquina Marble	10017176
	Brown Emperador Marble	10017175
	Green Guatemala Marble	10017179
	Grey Emperador Marble	10017177
	Neutral White Travertine	10074029
	Warm Taupe Travertine	10085407
	White Carrara Marble	10017172
	Black Marquina Marble	10121697
	Brown Emperador Marble	10123080
Polished Steel	Green Guatemala Marble	10123081
	Grey Emperador Marble	10123082
	Neutral White Travertine	10121699
	Warm Taupe Travertine	10123083
	White Carrara Marble	10121698

• = *Outphasing* | O = *Outdoor* | R = *EXW Rohlig*



Model 44205  
TS Outdoor Coffee Table - Round, Ø80

Dimensions: Ø80x35 cm  
Product weight: 29.5 kg

BASE	TABLE TOP	ITEM NO.
<b>RO</b> Classic Black	Neutral White Travertine Outdoor	10090820



Model 11221  
TS Coffee Table - Round, Ø105

Dimensions: Ø105x41 cm  
Product weight: 67 kg

BASE	TABLE TOP	ITEM NO.
Black	Black Marquina Marble	10017134
	Green Guatemala Marble	10017133
	Grey Emperador Marble	10017135
	White Carrara Marble	10017129



Model 11228  
TS Coffee Table - Square, 55x55

Dimensions: 55x55x41 cm  
Product weight: 21.5 kg

BASE	TABLE TOP	ITEM NO.
• Black	Black Marquina Marble	10017189
•	Grey Emperador Marble	10017190
•	White Carrara Marble	10017188

• = *Outphasing* | O = *Outdoor* | R = *EXW Rohlig*



Model 11229  
TS Coffee Table - Square, 80x80

Dimensions: 80x80x35 cm  
Product weight: 41 kg

BASE	TABLE TOP	ITEM NO.
• Black	Black Marquina Marble	10017192
•	Grey Emperador Marble	10017193
•	White Carrara Marble	10017191



Model 11226  
TS Coffee Table - Square, 105x105

Dimensions: 105x105x41 cm  
Product weight: 67 kg

BASE	TABLE TOP	ITEM NO.	PTP USD	RRP USD
• Black	Black Marquina Marble	10017184	2,799	2,799
•	Grey Emperador Marble	10017183	2,799	2,799
•	White Carrara Marble	10017182	2,799	2,799



Model 11257  
TS Console, 120x30x40, 1 rack

Dimensions: 120x30x40 cm  
Product weight: 26.5 kg

BASE	TABLE TOP	ITEM NO.
• Black	Black Marquina Marble	10017326
•	Green Guatemala Marble	10017324
•	Grey Emperador Marble	10017325
•	White Carrara Marble	10017328
• Brass	Black Marquina Marble	10017338
•	Green Guatemala Marble	10017340
•	Grey Emperador Marble	10017337
•	White Carrara Marble	10017336



Model 11260

### TS Console, 120x30x72, 2 rack w. tray

Dimensions: 120x30x72 cm

Product weight: 32.5 kg

BASE	TABLE TOP	ITEM NO.
Black	Black Marquina Marble	10017359
	Green Guatemala Marble	10017358
	Grey Emperador Marble	10017360
	White Carrara Marble	10017356



Model 11259

### TS Console, 120x30x72, 2 racks

Dimensions: 120x30x72 cm

Product weight: 47.5 kg

BASE	TABLE TOP	ITEM NO.
Black	Black Marquina Marble	10017350
	Green Guatemala Marble	10017348
	Grey Emperador Marble	10017349
	Neutral White Travertine	10074033
	Warm Taupe Travertine	10085408
•	White Carrara Marble	10017346
	Black Marquina Marble	10017364
	Green Guatemala Marble	10017365
	Grey Emperador Marble	10017363
	Neutral White Travertine	10074035
•	Warm Taupe Travertine	10085409
	White Carrara Marble	10017367
	Black Marquina Marble	10121700
	Green Guatemala Marble	10123085
	Grey Emperador Marble	10123086
Polished Steel	Neutral White Travertine	10121702
	Warm Taupe Travertine	10123087

• = *Outphasing* | O = *Outdoor* | R = *EXW Rohlig*

BASE	TABLE TOP	ITEM NO.	PTP USD	RRP USD
	White Carrara Marble	10121701		



Model 11262  
TS Console, 180x40x40, 1 rack

Dimensions: 180x40x40 cm  
Product weight: 50 kg

BASE	TABLE TOP	ITEM NO.
Black	Black Marquina Marble	10017374
	Grey Emperador Marble	10017375
	White Carrara Marble	10017373



Model 11265  
TS Desk, 120x60

Dimensions: 120x60x74 cm  
Product weight: 53 kg

BASE	TABLE TOP	ITEM NO.
Black	Black Marquina Marble	10017399
	Green Guatemala Marble	10017402
	Grey Emperador Marble	10017400
	White Carrara Marble	10017401
Polished Steel	Black Marquina Marble	10121703
	Green Guatemala Marble	10123100
	Grey Emperador Marble	10123101
	White Carrara Marble	10121704



Model 45126

### TS Outdoor Side Table - Round, Ø40

Dimensions: Ø40x51 cm

Product weight: 8 kg

BASE	TABLE TOP	ITEM NO.
O Classic Black	Neutral White Travertine Outdoor	10090822



Model 11291

### TS Side Table - Round, Ø40

Dimensions: Ø40x51 cm

Product weight: 8.5 kg

BASE	TABLE TOP	ITEM NO.
R Black	Black Marquina Marble	10017471
	Brown Emperador Marble	10017473
	Green Guatemala Marble	10017470
	Grey Emperador Marble	10017472
	Neutral White Travertine	10072889
•	Warm Taupe Travertine	10085401
• Brass	White Carrara Marble	10017475
	Black Marquina Marble	10017483
	Brown Emperador Marble	10017484
	Green Guatemala Marble	10017480
	Grey Emperador Marble	10017482
•	Neutral White Travertine	10072891
•	Warm Taupe Travertine	10085402
•	White Carrara Marble	10017485
Polished Steel	Black Marquina Marble	10121705
	Brown Emperador Marble	10123088
	Green Guatemala Marble	10123089
	Grey Emperador Marble	10123090
	Neutral White Travertine	10121707
•	Warm Taupe Travertine	10123091

		• = <i>Outphasing</i>   O = <i>Outdoor</i>   R = <i>EXW Rohlig</i>		
BASE	TABLE TOP	ITEM NO.	PTP USD	RRP USD
	White Carrara Marble	10121706		

# GUBI

Price List 01/2025

# Adnet Collection

Designed by Jacques Adnet



R = EXW Rohlig



Model 10165  
Adnet Wall Mirror, Circular, Ø45

Dimensions: 7,5x45x90 cm  
Product weight: 6.5 kg

	COLOR	ITEM NO.
R	Black Leather	10004036
R	Tan Leather	10004037



Model 10166  
Adnet Wall Mirror, Circular, Ø58

Dimensions: 7,5x58x116 cm  
Product weight: 6.5 kg

	COLOR	ITEM NO.
R	Black Leather	10004040
R	Cream Leather	10122065
R	Tan Leather	10004038



Model 10170  
Adnet Wall Mirror, Rectangular, 65x115

Dimensions: 6,5x70x115 cm  
Product weight: 15.2 kg

	COLOR	ITEM NO.
R	Black Leather	10004050
	Tan Leather	10004049

R = EXW Rohlig



Model 10168  
Adnet Wall Mirror, Circular, Ø70

Dimensions: 7,5x70x140 cm  
Product weight: 6.4 kg

COLOR		ITEM NO.
R	Black Leather	10004046
R	Tan Leather	10004044



Model 10171  
Adnet Wall Mirror, Rectangular, 70x180

Dimensions: 6,5x70x180 cm  
Product weight: 25 kg

COLOR		ITEM NO.
R	Black Leather	10004051
R	Cream Leather	10122064
	Tan Leather	10004052

# GUBI

Price List 01/2025

# Gio Ponti Mirror Collection

Designed by Gio Ponti



Model 10594

F.A. 33 Wall Mirror, 54x80

Dimensions: 2,5x54x80 cm

Product weight: 8 kg

	COLOR	ITEM NO.
R	Black Brass	10023362
R	Polished Brass	10023363



Model 10595

F.A. 33 Wall Mirror, 70x146

Dimensions: 2,5x69,5x146 cm

Product weight: 20.2 kg

	COLOR	ITEM NO.
R	Black Brass	10011632
R	Polished Brass	10011633



Model 10992

Randaccio Wall Mirror, Round, Ø42

Dimensions: 1,7x41,5x47,5 cm

Product weight: 2.8 kg

	COLOR	ITEM NO.
	Antique Brass	10014734



Model 10993

Randaccio Wall Mirror, Round, Ø60

Dimensions: 1,7x60x66 cm

Product weight: 5 kg

	COLOR	ITEM NO.
R	Antique Brass	10014735



Model 10994  
Randaccio Wall Mirror, Round, Ø70

Dimensions: 1,7x70x76 cm  
Product weight: 7.2 kg

COLOR		ITEM NO.
R	Antique Brass	10014736

# GUBI

Price List 01/2025

# GUBI Wall Mirror Collection

Designed by GUBI



Model 10809  
GUBI Wall Mirror, Round, Ø110

Dimensions: Ø110x2,7 cm  
Product weight: 20 kg

COLOR		ITEM NO.
R	Black Brass	10013017
R	Polished Brass	10013016

# GUBI

Price List 01/2025

# IOI Collection

Designed by GamFratesi





Model 12593  
IOI Wall Mirror, Round, Ø80

Dimensions: 3x80x113 cm  
Product weight: 12 kg

COLOR	ITEM NO.
Black Semi Matt / Brass Sphere	10035565

# GUBI

Price List 01/2025

# Vanity Collection

Designed by GamFratesi



Model 60953  
Vanity Wall Mirror, 1

Dimensions: 47,5 x 280 x 738 mm  
Product weight: 3.5 kg

ITEM NO.

10121923




Model 60954  
Vanity Wall Mirror, 2

Dimensions: 47,5 x 582 x 690 mm  
Product weight: 7 kg

ITEM NO.

10121925



Model 60955  
Vanity Wall Mirror, 3

Dimensions: 47,5 x 1166 x 690 mm  
Product weight: 13 kg

ITEM NO.


10121926

# GUBI

Price List 01/2025

# 62 Collection


Designed by Greta M. Grossman



Model 10135  
62 Desk

Dimension storage: 120x60x72 cm  
Dimensions: 120x60x72 cm  
Product weight: 50 kg

COLOR	ITEM NO.
Walnut / Black	10003846



Model 10137  
62 Sideboard, 6 drawer

Dimension storage: 160x45x72 cm  
Product weight: 82 kg


COLOR	ITEM NO.
Walnut / Black	10003850

# GUBI

Price List 01/2025

# Matégot Collection

Designed by Mathieu Matégot



Model 10548  
**Dédal Shelf**

Dimension storage: 19,5x89x48,5 cm  
Product weight: 4.3 kg

COLOR	ITEM NO.
Cream White Semi Matt	10011212
Soft Black Semi Matt	10011219
Stone Grey Semi Matt	10011214



Model 10559  
**Démon Shelf, 2 Brackets, 95, 1 shelf**

Dimension storage: Total: 95x27x46 cm Shelf: 25x2,5 cm  
Product weight: 5.6 kg

COLOR	ITEM NO.
American Walnut Semi Matt Lacquered	10011251
Black Stained Ash Semi Matt Lacquered	10011250
Oak Semi Matt Lacquered	10011249



Model 10555  
**Démon Shelf, 2 Brackets, 155, 1 shelf**

Dimension storage: Total: 155x27x46 cm Shelf: 25x2,5 cm  
Product weight: 7.8 kg

COLOR	ITEM NO.
American Walnut Semi Matt Lacquered	10011239
Black Stained Ash Semi Matt Lacquered	10011237
Oak Semi Matt Lacquered	10011238



Model 10563

## Démon Shelf, 3 Brackets, 215, 1 shelf

Dimension storage: Total: 215x27x46 cm Shelf: 25x2,5 cm  
Product weight: 11.1 kg

### COLOR

### ITEM NO.

American Walnut Semi Matt Lacquered

10011261

Black Stained Ash Semi Matt Lacquered

10011263

Oak Semi Matt Lacquered

10011262



Model 10560

## Démon Shelf, 2 Brackets, 95, 3 shelves

Dimension storage: Total: 95x27x106 cm Shelf: 25x2,5 cm  
Product weight: 15.2 kg

### COLOR

### ITEM NO.

American Walnut Semi Matt Lacquered

10011254

Black Stained Ash Semi Matt Lacquered

10011252

Oak Semi Matt Lacquered

10011253



Model 10561

## Démon Shelf, 2 Brackets, 95, 4 shelves

Dimension storage: Total: 95x27x141 cm Shelf: 25x2,5 cm  
Product weight: 20.2 kg

### COLOR

### ITEM NO.

American Walnut Semi Matt Lacquered

10011257

Black Stained Ash Semi Matt Lacquered

10011255

Oak Semi Matt Lacquered

10011256





Model 10562

## Démon Shelf, 2 Brackets, 95, 5 shelves

Dimension storage: Total: 95x27x156 cm Shelf: 25x2,5 cm  
Product weight: 24.8 kg

COLOR	ITEM NO.
American Walnut Semi Matt Lacquered	10011260
Black Stained Ash Semi Matt Lacquered	10011258
Oak Semi Matt Lacquered	10011259



Model 10556

## Démon Shelf, 2 Brackets, 155, 3 shelves

Dimension storage: Total: 155x27x106 cm Shelf: 25x2,5 cm  
Product weight: 21.8 kg

COLOR	ITEM NO.
American Walnut Semi Matt Lacquered	10011240
Black Stained Ash Semi Matt Lacquered	10011242
Oak Semi Matt Lacquered	10011241




Model 10557

## Démon Shelf, 2 Brackets, 155, 4 shelves

Dimension storage: Total: 155x27x141 cm Shelf: 25x2,5 cm  
Product weight: 29 kg

COLOR	ITEM NO.
American Walnut Semi Matt Lacquered	10011243
Black Stained Ash Semi Matt Lacquered	10011244
Oak Semi Matt Lacquered	10011245



Model 10564

### Démon Shelf, 3 Brackets, 215, 3 shelves

Dimension storage: Total: 215x27x106 cm Shelf: 25x2,5 cm  
Product weight: 30.9 kg

#### COLOR

#### ITEM NO.

American Walnut Semi Matt Lacquered

10011266

Black Stained Ash Semi Matt Lacquered

10011265

Oak Semi Matt Lacquered

10011264



Model 10558

### Démon Shelf, 2 Brackets, 155, 5 shelves

Dimension storage: Total: 155x27x156 cm Shelf: 25x2,5 cm  
Product weight: 35.8 kg

#### COLOR

#### ITEM NO.

American Walnut Semi Matt Lacquered


10011246

Black Stained Ash Semi Matt Lacquered

10011247

Oak Semi Matt Lacquered

10011248



Model 10565

### Démon Shelf, 3 Brackets, 215, 4 shelves

Dimension storage: Total: 215x27x141 cm Shelf: 25x2,5 cm  
Product weight: 41.1 kg

#### COLOR

#### ITEM NO.

American Walnut Semi Matt Lacquered

10011267

Black Stained Ash Semi Matt Lacquered

10011269

Oak Semi Matt Lacquered

10011268



Model 10566  
Démon Shelf, 3 Brackets, 215, 5 shelves

Dimension storage: Total: 215x27x156 cm Shelf: 25x2,5 cm  
Product weight: 50.7 kg

COLOR	ITEM NO.
American Walnut Semi Matt Lacquered	10011272
Black Stained Ash Semi Matt Lacquered	10011271
Oak Semi Matt Lacquered	10011270



Model 10869  
Matégot Coat Rack

Dimension storage: 23x40,5x33 cm  
Product weight: 1.55 kg

COLOR	ITEM NO.
R Ochre	10013864
R Soft Black Semi Matt	10013865
Vintage Red	10013866



Model 10878  
Matégot Trolley

Dimension storage: 70,5x57,5x72,5 cm Table top height: 69,5 cm  
Product weight: 14 kg

BASE	TABLE TOP	ITEM NO.
Black Semi Matt	Soft Black Semi Matt	10013884

# GUBI

Price List 01/2025

# Private Collection

Designed by Space Copenhagen




Model 61110

Private Desk, FSC

Dimension storage: 120x60x74 cm  
Product weight: 37 kg

BASE	TABLE TOP	ITEM NO.
Light Stained Oak Veneer	Light Stained Oak Veneer	10125091



Model 61216

Private Sideboard, FSC, US

Dimension storage: 160x45x90 cm  
Product weight: kg

COLOR	ITEM NO.
R Brown/Black Stained Oak	10127776
Light Stained Oak Veneer	10127775



Model 61108

Private Vitrine, FSC

Dimension storage: 110x45x191 cm  
Product weight: kg

COLOR	ITEM NO.
R Brown/Black Stained Oak	10125076
Light Stained Oak Veneer	10125075

# GUBI

Price List 01/2025

# Space Objects Collection

Designed by Space Copenhagen



Model 11166

Candlestick, 12, Antique Brass

Dimension objects: Ø3,9-4,5x12 cm

Product weight: 1.22 kg

ITEM NO.

10015910



Model 11167

Candlestick, 17, Antique Brass

Dimension objects: Ø3,9-4,5x17 cm

Product weight: 1.78 kg

ITEM NO.

10015911



Model 11168

Candlestick, 20, Antique Brass

Dimension objects: Ø3,9-4,5x20 cm

Product weight: 2.06 kg

ITEM NO.

10015912


# GUBI

Price List 01/2025

# GUBI X Golran Collection

Designed by GUBI






Model 54029

GUBI Rug, 240x170 cm

Dimension objects: 240x170

Product weight: 17.3 kg

COLOR	ITEM NO.
Aubergine	10110165
Camel	10110163
Copper	10110161
Creamy Pearl	10110164
Moss	10110162




Model 29741

GUBI Rug, 300x250 cm

Dimension objects: 300x250 cm

Product weight: 32 kg

COLOR	ITEM NO.
Aubergine	10110158
Camel	10067642
Copper	10110157
Creamy Pearl	10067644
Moss	10067640



Model 29742

GUBI Rug, 350x250 cm

Dimension objects: 350x250 cm

Product weight: 39 kg

COLOR	ITEM NO.
Aubergine	10110160
Camel	10067649
Copper	10110159
Creamy Pearl	10067651

COLOR	ITEM NO.
Moss	10067647

# GUBI

Price List 01/2025

# Matégot Collection

Designed by Mathieu Matégot

• = *Outphasing*



Model 10867  
Matégot Bowl

Dimension objects: Ø37,5x7,5 cm  
Product weight: 1.35 kg

COLOR	ITEM NO.
Soft Black Semi Matt	10013862



Model 10872  
Matégot Flower Pot, Ø15

Dimension objects: Ø15,5x12 cm  
Product weight: 0.4 kg

COLOR	ITEM NO.
• Mustard Gold Semi Matt	10013869
• Soft Black Semi Matt	10013870



Model 10873  
Matégot Flower Pot, Ø21

Dimension objects: Ø21x17 cm  
Product weight: 0.75 kg

COLOR	ITEM NO.
• Mustard Gold Semi Matt	10013871



Model 10874  
Matégot Flower Pot, Ø27

Dimension objects: Ø27,5x24 cm  
Product weight: 1.25 kg

COLOR	ITEM NO.
• Soft Black Matt	10013874

# GUBI



## Lighting

## COLLECTION

## DESIGNER

### Lighting

Tynell Collection .....	4	<i>Paavo Tynell</i>
Aspide Collection .....	7	<i>Gianfranco Frattini</i>
B-4 Collection .....	9	<i>Greta M. Grossman</i>
Bagdad Collection .....	11	<i>Mathieu Matégot</i>
Bestlite Collection .....	13	<i>Robert Dudley Best</i>
Bohemian 72 Collection .....	18	<i>Gabriella Crespi</i>
Cobra Collection .....	20	<i>Greta M. Grossman</i>
Collar Collection .....	22	<i>Sebastian Herkner</i>
Coppia Collection .....	24	<i>Vibeke Fonnesberg Schmidt</i>
G10 Collection .....	26	<i>Greta M. Grossman</i>
Gräshoppa Collection .....	28	<i>Greta M. Grossman</i>
Gravity Collection .....	31	<i>Space Copenhagen</i>
Howard Collection .....	34	<i>Space Copenhagen</i>
Model 597 Collection .....	36	<i>Gianfranco Frattini</i>
Multi-Lite Collection .....	38	<i>Louis Weisdorf</i>
Obello Collection .....	42	<i>Bill Curry</i>
Ronde Collection .....	44	<i>Oliver Schick</i>
Satellite Collection .....	46	<i>Mathieu Matégot</i>
Seine Collection .....	48	<i>Space Copenhagen</i>
Semi Collection .....	50	<i>Bonderup &amp; Thorup</i>
Stemlite Collection .....	53	<i>Bill Curry</i>
Timberline Collection .....	56	<i>Mads Caprani</i>
Turbo Collection .....	58	<i>Louis Weisdorf</i>
Unbound Collection .....	60	<i>Space Copenhagen</i>

# GUBI

Price List 01/2025

# Tynell Collection

Designed by Paavo Tynell

• = *Outphasing*



Model 10002  
1965 Pendant, US

Dimensions: Ø18.1x10.2 inches  
Holder/Socket: US – 3x E26 (Bulb not included)  
Lumen/Watt: 810 Lumen (~ 6W-10W LED)  
Product weight: 3.3 kg

BASE	SHADE	ITEM NO.
Brass	Chianti Red Semi Matt	10000010
	Classic White Semi Matt	10000009
	Polished Brass	10000008
	Soft Black Semi Matt	10000006



Model 10134  
5321 Table Lamp, US

Dimensions: Ø10.6x2.8 inches  
Holder/Socket: US – E26 (Bulb not included)  
Lumen/Watt: 250 Lumen (~2-4W LED)  
Product weight: 2.4 kg

BASE	SHADE	ITEM NO.
Brass	Polished Brass	10003844



Model 60578  
9205 Table Lamp, US

Dimensions: Ø31x21cm  
Holder/Socket: US – 2x E26 (Bulb not included)  
Lumen/Watt: 250 Lumen (~2-4W LED)  
Product weight: 2.1 kg

BASE	SHADE	ITEM NO.
Brass	Bamboo (Untreated)	10119424
	Canvas	10119425




Model 60579  
9209 Table Lamp, US

Dimensions: Ø26x10 cm  
Holder/Socket: US – E26 (Bulb not included)  
Lumen/Watt: 250 Lumen (~2-4W LED)  
Product weight: 2 kg

BASE	SHADE	ITEM NO.
Brass	Polished Brass	10119427



• = *Outphasing*



Model 10147  
9464 Wall Lamp, Hard-wired, US

Dimensions: 9.6x7.7x5.3 inches  
Holder/Socket: US – E26 (Bulb not included)  
Lumen/Watt: 810 Lumen (~ 6W-10W LED)  
Product weight: 1.3 kg

BASE	SHADE	ITEM NO.
Brass	Polished Brass	10003864



Model 10150  
9602 Floor Lamp, US

Dimensions: Ø24.8x8.3 inches  
Holder/Socket: US – 2x E26 (Bulb not included)  
Lumen/Watt: 810 Lumen (~ 6W-10W LED)  
Product weight: 5.2 kg

BASE	SHADE	ITEM NO.	
•	Brass	Bamboo (Untreated)	10121232
		Canvas	10003870
		Pierre Frey	10121233
		Wicker Willow	10003869



Model 10152  
A1965 Pendant, US

Dimensions: Ø18.1x10.2 inches  
Holder/Socket: US – 3x E26 (Bulb not included)  
Lumen/Watt: 810 Lumen (~ 6W-10W LED)  
Product weight: 5.7 kg

BASE	SHADE	ITEM NO.
Brass	Classic White Semi Matt	10003875
	Soft Black Semi Matt	10003874

# GUBI

Price List 01/2025

# Aspide Collection

Designed by Gianfranco Frattini



Model 60957  
Aspide Table Lamp, US

Lamp height: 28 cm  
Holder/Socket: US – E12 (Bulb not included)  
Lumen/Watt: 470 Lumen (~ 4W-6W LED)  
Product weight: 5.3 kg

BASE	ITEM NO.
Chrome	10122037

# GUBI

Price List 01/2025

# B-4 Collection

Designed by Greta M. Grossman

• = *Outphasing*



Model 10205  
B-4 Table Lamp, US

Lamp height: 12.4 inches  
Holder/Socket: US – E26 (Bulb not included)  
Lumen/Watt: 810 Lumen (~ 6W-10W LED)  
Product weight: 1 kg

BASE	COLOR	ITEM NO.
• White	French Blue Semi Matt	10004326
•	Italian Green Semi Matt	10004327

# GUBI

Price List 01/2025

# Bagdad Collection

Designed by Mathieu Matégot



Model 61437  
Bagdad Portable Lamp, US

Dimensions: 18 x 18 cm  
Holder/Socket: G4 (bulb included)  
Lumen/Watt: 250 Lumen (~2-4W LED)  
Product weight: 0.75 kg

SHADE	ITEM NO.
Cream White Semi Matt	10130594
International Orange	10130593
Soft Black Semi Matt	10130595

# GUBI

Price List 01/2025

# Bestlite Collection

Designed by Robert Dudley Best



• = *Outphasing*



Model 10370  
BL1 Table Lamp - Ø16, US

Dimensions: Ø6.3x5.1 inches  
Holder/Socket: US – E12 (Bulb not included)  
Lumen/Watt: 470 Lumen (~ 4W-6W LED)  
Product weight: 3.44 kg

BASE	SHADE	ITEM NO.
• Black Brass	Black Brass	10009949
Chrome	Black Semi Matt	10022030



Model 10359  
BL10 Wall Lamp - Ø16, Hard-wired, US

Dimensions: Ø6.3x5.1 inches  
Holder/Socket: US – E12 (Bulb not included)  
Lumen/Watt: 470 Lumen (~ 4W-6W LED)  
Product weight: 1.75 kg

BASE	SHADE	ITEM NO.
Chrome	Black Semi Matt	10009934



Model 10390  
BL3 Floor Lamp - Ø16 (S), US

Dimensions: Ø6.3x5.1 inches  
Holder/Socket: US – E12 (Bulb not included)  
Lumen/Watt: 470 Lumen (~ 4W-6W LED)  
Product weight: 5.11 kg

BASE	SHADE	ITEM NO.
• Brass	Shiny Brass	10010032
Chrome	Black Semi Matt	10010045



Model 10399  
BL3 Floor Lamp - Ø21 (M), US

Dimensions: Ø8.3x7.1 inches  
Holder/Socket: US – E12 (Bulb not included)  
Lumen/Watt: 470 Lumen (~ 4W-6W LED)  
Product weight: 5.52 kg

BASE	SHADE	ITEM NO.
• Brass	Grey Semi Matt	10010065
Chrome	Black Semi Matt	10010075

• = *Outphasing*



Model 10410  
BL4 Floor Lamp - Ø21 (M), US

Dimensions: Ø8.3x7.1 inches  
Holder/Socket: US – E12 (Bulb not included)  
Lumen/Watt: 470 Lumen (~ 4W-6W LED)  
Product weight: 7.15 kg


BASE	SHADE	ITEM NO.
• Black Brass	Classic White Semi Matt	10010088
• Brass	Soft White Semi Matt	10010100



Model 10426  
BL5 Wall Lamp - Ø16, US

Dimensions: Ø6.3x5.1 inches  
Holder/Socket: US – E12 (Bulb not included)  
Lumen/Watt: 470 Lumen (~ 4W-6W LED)  
Product weight: 1.55 kg

BASE	SHADE	ITEM NO.
Chrome	Black Semi Matt	10010163
•	Soft White Semi Matt	10010161



Model 10427  
BL5 Wall Lamp - Ø16, Hard-wired, US

Holder/Socket: US – E12 (Bulb not included)  
Lumen/Watt: 470 Lumen (~ 4W-6W LED)  
Product weight: 1.55 kg

BASE	SHADE	ITEM NO.
• Brass	Grey Semi Matt	10010143



Model 10440  
BL6 Wall Lamp - Ø16, Hard-wired, US

Dimensions: Ø6.3x5.1 inches  
Holder/Socket: US – E12 (Bulb not included)  
Lumen/Watt: 470 Lumen (~ 4W-6W LED)  
Product weight: 1.17 kg

BASE	SHADE	ITEM NO.
Chrome	Black Semi Matt	10010217

• = *Outphasing*



Model 10457  
BL7 Wall Lamp - Ø16, Hard-wired, US

Dimensions: Ø16x13 cm  
Holder/Socket: US – E12 (Bulb not included)  
Lumen/Watt: 470 Lumen (~ 4W-6W LED)  
Product weight: 0.65 kg

BASE	SHADE	ITEM NO.
• Brass	Grey Semi Matt	10010263
•	Shiny Brass	10010260
Chrome	Black Semi Matt	10010279



Model 10466  
BL9 Pendant - Ø16 (S), US

Dimensions: Ø6.3x5.1 inches  
Holder/Socket: US – E12 (Bulb not included)  
Lumen/Watt: 470 Lumen (~ 4W-6W LED)  
Product weight: 0.54 kg

BASE	SHADE	ITEM NO.
Chrome	Black Semi Matt	10010308



Model 10472  
BL9 Pendant - Ø21 (M), US

Dimensions: Ø8.3x7.1 inches  
Holder/Socket: US – E12 (Bulb not included)  
Lumen/Watt: 470 Lumen (~ 4W-6W LED)  
Product weight: 0.76 kg

BASE	SHADE	ITEM NO.
Chrome	Black Semi Matt	10010332
•	Soft White Semi Matt	10010333



Model 10476  
BL9 Pendant - Ø40 (L), US

Dimensions: Ø15.8x13 inches  
Holder/Socket: US – E26 (Bulb not included)  
Lumen/Watt: 810 Lumen (~ 6W-10W LED)  
Product weight: 1.4 kg

BASE	SHADE	ITEM NO.
• Chrome	Black Semi Matt	10010344

• = *Outphasing*



Model 10480  
BL9 Pendant - Ø60 (XL), US

Dimensions: Ø23.6x19.3 inches  
Holder/Socket: US – E26 (Bulb not included)  
Lumen/Watt: 1530 Lumen (~ 13-16W LED)  
Product weight: 3.4 kg

BASE	COLOR	ITEM NO.
• Brass	Grey Semi Matt	10010351

# GUBI

Price List 01/2025

# Bohemian 72 Collection

Designed by Gabriella Crespi



Model 50005  
Bohemian 72 Floor Lamp, US

Dimensions: Ø 37 cm  
Holder/Socket: US – E26 (Bulb not included)  
Lumen/Watt: 810 Lumen (≤ 8W-10W LED Dimmable)  
Product weight: 4.85 kg

BASE	SHADE	ITEM NO.
Rattan	Rattan	10104126

# GUBI

Price List 01/2025

# Cobra Collection

Designed by Greta M. Grossman

• = *Outphasing*



Model 10512  
Cobra Floor Lamp, US

Dimensions: 11.4x6.5 inches  
Holder/Socket: US – E12 (Bulb not included)  
Lumen/Watt: 470 Lumen (~ 4W-6W LED)  
Product weight: 5.87 kg


BASE	COLOR	ITEM NO.
Chrome	Black Semi Matt	10034590



Model 10516  
Cobra Table Lamp, US

Dimensions: 11.4x6.5 inches  
Holder/Socket: US – E12 (Bulb not included)  
Lumen/Watt: 470 Lumen (~ 4W-6W LED)  
Product weight: 2.61 kg

BASE	SHADE	ITEM NO.
• Chrome	Anthracite Grey Semi Matt	10010927
	Black Semi Matt	10010925
•	Dusty Blue Semi Matt	10010928
•	Warm Grey Semi Matt	10010926
•	White Semi Matt	10010924



Model 10520  
Cobra Wall Lamp, Hard-wired, US

Dimensions: 11.4x6.5 inches  
Holder/Socket: US – E12 (Bulb not included)  
Lumen/Watt: 470 Lumen (~ 4W-6W LED)  
Product weight: 1.12 kg

SHADE	ITEM NO.
Black Semi Matt	10010936
White Semi Matt	10010935



# GUBI

Price List 01/2025

# Collar Collection

Designed by Sebastian Herkner

• = *Outphasing*



Model 11486  
Collar Pendant - Ø30, US

Dimensions: Ø30 cm  
Holder/Socket: US – E26 (Bulb not included)  
Lumen/Watt: 470 Lumen (~ 4W-6W LED)  
Product weight: 2.8 kg

BASE	SHADE	ITEM NO.
• Black	Soft Fog Matt	10022652
•	Stone Grey Soft Matt	10022651
•	Taupe Soft Matt	10022653
•	Terracotta Light Matt	10022654



Model 11487  
Collar Pendant - Ø42, US

Dimensions: Ø42 cm  
Holder/Socket: US – E26 (Bulb not included)  
Lumen/Watt: 810 Lumen (~ 6W-10W LED)  
Product weight: 4.3 kg

BASE	COLOR	ITEM NO.
• Black	Soft Fog Matt	10022658
•	Stone Grey Soft Matt	10022657

# GUBI

Price List 01/2025

# Coppia Collection

Designed by Vibeke Fonnesberg Schmidt



Model 61577  
Coppia Table Lamp, Steel, US

Holder/Socket: US - 2x E12 (Bulb not included)  
Lumen/Watt: 470 Lumen (~ 4W-6W LED)  
Product weight: 3.22 kg

BASE	SHADE	ITEM NO.
Bronze Steel	Ivory & Blush	10134337
	Ivory & Clover	10134336
	Ivory & Olive	10134330

# GUBI

Price List 01/2025

# G10 Collection

Designed by Greta M. Grossman



Model 10612  
G-10 Floor Lamp, US

Dimensions: Ø14.4x8.9 inches  
Holder/Socket: US – E26 (Bulb not included)  
Lumen/Watt: 810 Lumen (~ 6W-10W LED)  
Product weight: 9.5 kg

BASE	SHADE	ITEM NO.
Brass	Black Rough	10011925



Model 10615  
G-10 Pendant, US

Dimensions: Ø14.4x8.5 inches  
Holder/Socket: US – E26 (Bulb not included)  
Lumen/Watt: 810 Lumen (~ 6W-10W LED)  
Product weight: 1.2 kg

BASE	SHADE	ITEM NO.
Brass	Black Rough	10011930

# GUBI

Price List 01/2025

# Gräshoppa Collection

Designed by Greta M. Grossman



Model 10626  
Grëshoppa Floor Lamp, US

Dimensions: Ø5.9x9 inches  
Holder/Socket: US – E12 (Bulb not included)  
Lumen/Watt: 470 Lumen (~ 4W-6W LED)  
Product weight: 2.55 kg

SHADE	ITEM NO.
Alabaster White Glossy	10112350
• Anthracite Grey Semi Matt	10012198
Black Glossy	10114329
Black Semi Matt	10012194
Dusty Blue Semi Matt	10012200
Olive Brown	10084714
Vintage Red Semi Matt	10012192
Walnut Brown Glossy	10114328
Warm Grey Semi Matt	10012195



Model 10628  
Grëshoppa Pendant, US

Dimensions: Ø5.9x9 inches  
Holder/Socket: US – E12 (Bulb not included)  
Lumen/Watt: 470 Lumen (~ 4W-6W LED)  
Product weight: 0.88 kg

BASE	SHADE	ITEM NO.
Brass	Alabaster White Glossy	10112356
	Black Glossy	10115811
	Black Semi Matt	10012213
	Dusty Blue Semi Matt	10012209
	Oyster White Semi Matt	10012211



• = *Outphasing*



Model 10631  
Gräshoppa Table Lamp, US

Dimensions: Ø5.7x7.8 inches  
Holder/Socket: US – E12 (Bulb not included)  
Lumen/Watt: 470 Lumen (~ 4W-6W LED)  
Product weight: 2.04 kg

BASE	SHADE	ITEM NO.
Brass	Alabaster White Glossy	10112360
	Black Glossy	10115812
	Black Semi Matt	10012230
	Dusty Blue Semi Matt	10012233

# GUBI

Price List 01/2025

# Gravity Collection

Designed by Space Copenhagen



Model 20339  
Gravity Floor Lamp, US

Dimensions: Ø19.68 x 11.8 "  
Holder/Socket: US – E26 (Bulb not included)  
Lumen/Watt: 1100 Lumen ( ≤ 10W-12W LED Dimmable)  
Product weight: 14.2 kg

BASE	SHADE	ITEM NO.
Blackened Steel	Canvas	10012241
	White	10012240



Model 20344  
Gravity Floor Lamp - XL High, US

Dimensions: Ø17.7 x H 22.44 "  
Holder/Socket: US – E26 (Bulb not included)  
Lumen/Watt: 1100 Lumen ( ≤ 10W-12W LED Dimmable)  
Product weight: 79 kg

BASE	SHADE	ITEM NO.
Black Marble	Canvas	10050003
	White	10050002
Grey Marble	Canvas	10050005
	White	10050004
White Marble	Canvas	10050007
	White	10050006



Model 20337  
Gravity Table Lamp - Small, US

Dimensions: Ø11.81 x7.87"  
Holder/Socket: US – E26 (Bulb not included)  
Lumen/Watt: 470 Lumen ( ≤ 5W-6W LED Dimmable)  
Product weight: 6.3 kg

BASE	SHADE	ITEM NO.
Black Marble	Canvas	10012342
	White	10012343
Blackened Steel	Canvas	10012336
	White	10012337
Grey Marble	Canvas	10012349
	White	10012348

BASE	SHADE	ITEM NO.
White Marble	Canvas	10049946
	White	10049945



Model 23119  
Gravity Table Lamp - Large, US

Dimensions: Ø16.14 "x11.42 "  
Holder/Socket: US – E26 (Bulb not included)  
Lumen/Watt: 470 Lumen (≤ 5W-6W LED Dimmable)  
Product weight: 12.5 kg

BASE	SHADE	ITEM NO.
Black Marble	Canvas	10055149
	White	10055148
Blackened Steel	Canvas	10055147
	White	10055146
Grey Marble	Canvas	10055153
	White	10055152
White Marble	Canvas	10055151
	White	10055150

# GUBI

Price List 01/2025

# Howard Collection

Designed by Space Copenhagen



Model 48683  
Howard Chandelier, 6 Arm, US

Dimensions: Ø6.3 x H6.45 "  
Holder/Socket: US – E12 (Bulb not included)  
Lumen/Watt: 250 Lumen (~2-4W LED)  
Product weight: 10.74 kg

BASE	SHADE	ITEM NO.
Gunmetal	Bone China	10102706
	Gunmetal	10102707



Model 48687  
Howard Pendant - Ø16, US

Dimensions: Ø6.3, H 6.45"  
Holder/Socket: US – E12 (Bulb not included)  
Lumen/Watt: 250 Lumen (~2-4W LED)  
Product weight: 1.72 kg

BASE	SHADE	ITEM NO.
Gunmetal	Bone China	10102715
	Gunmetal	10102716



Model 48681  
Howard Wall Lamp, Hard-wired, US

Dimensions: 3 "  
Holder/Socket: US - 2x E12 (Bulb not included)  
Lumen/Watt: 250 Lumen (~2-4W LED)  
Product weight: 1.05 kg

BASE	SHADE	ITEM NO.
Gunmetal	Gunmetal	10102703

# GUBI

Price List 01/2025

# Model 597 Collection

Designed by Gianfranco Frattini



Model 60960  
Model 597 Floor Lamp, US

Lamp height: 45 cm  
Holder/Socket: US - 7x E26 (bulb not included)  
Lumen/Watt: 470 Lumen (~ 4W-6W LED)  
Product weight: 3.7 kg

BASE	SHADE	ITEM NO.
Polished Aluminum	Cream Fringe	10122044



Model 60961  
Model 597 Table Lamp, US

Lamp height: 29 cm  
Holder/Socket: US - 5x E12 (bulb not included)  
Lumen/Watt: 470 Lumen (~ 4W-6W LED)  
Product weight: 1.5 kg

BASE	SHADE	ITEM NO.
Polished Aluminum	Cream Fringe	10122046




# GUBI

Price List 01/2025

# Multi-Lite Collection

Designed by Louis Weisdorf



Model 10945  
Multi-Lite Floor Lamp, US

Dimensions: Ø12.6x6.3 inches  
Holder/Socket: US – E26 (Bulb not included)  
Lumen/Watt: 810 Lumen (~ 6W-10W LED)  
Product weight: 11.75 kg

BASE	SHADE	ITEM NO.
Brass	Shiny Brass	10014438
	Soft Black Semi Matt	10014437
Chrome	Chrome	10014444
	White Semi Matt	10014443



Model 23635  
Multi-Lite Pendant - Small, US

Dimensions: Ø8,9x4,3 inches  
Holder/Socket: US – E12 (Bulb not included)  
Lumen/Watt: 470 Lumen (≤ 5W-6W LED Dimmable)  
Product weight: 1.49 kg

BASE	SHADE	ITEM NO.
Black Brass	Black Brass	10072259
Brass	Black Semi Matt	10055876
	Desert Sage Semi Matt	10112670
	Shiny Brass	10055877
Chrome	White Semi Matt	10055878
	Black Semi Matt	10055880
	Chrome	10055881



Model 10950  
Multi-Lite Pendant, US

Dimensions: Ø12.6x6.3 inches  
Holder/Socket: US – E26 (Bulb not included)  
Lumen/Watt: 810 Lumen (~ 6W-10W LED)  
Product weight: 2.79 kg

BASE	SHADE	ITEM NO.
Black Brass	Black Brass	10072257
Brass	Midnight Blue	10074008
	Nordic Blue Matt	10014453

BASE	SHADE	ITEM NO.
	Rose Dust Semi Matt	10014457
	Sea Grey Semi Matt	10014454
	Shiny Brass	10014455
	Soft Black Semi Matt	10014452
	White Semi Matt	10014456
Chrome	Black Semi Matt	10014463
	Chrome	10014461
	White Semi Matt	10014462



Model 60922

Multi-Lite Portable Lamp, US

Dimensions: Ø6 in

Holder/Socket: G4 (bulb included)

Lumen/Watt: 215 lumen (1,6W)

Product weight: 0.95 kg

BASE	SHADE	ITEM NO.
Black Brass	Black Brass	10131556
	Black Semi Matt	10121371
	Brass Shiny	10121417
Brass	Pastel Gray	10131559
	Chrome	10121369
	Pale Lilac	10131558
Chrome	Teal Green	10131557
	White Semi Matt	10121370



Model 23637

Multi-Lite Table Lamp, US

Dimensions: Ø9.4 inches

Holder/Socket: US – E12 (Bulb not included)

Lumen/Watt: 470 Lumen (≤ 5W-6W LED Dimmable)

Product weight: 2.82 kg

BASE	SHADE	ITEM NO.
Brass	Black Semi Matt	10055883
	Brass Shiny	10055884
	Desert Sage Semi Matt	10112347

BASE	SHADE	ITEM NO.
Chrome	Chrome	10055886
	White Semi Matt	10055887

# GUBI

Price List 01/2025

# Obello Collection

Designed by Bill Curry



Model 24327  
Obello Lamp

Dimensions: Ø22 cm  
Holder/Socket: LED integrated  
Lumen/Watt: 250 Lumen (~2-4W LED)  
Product weight: 1.16 kg

BASE	SHADE	ITEM NO.
Frosted Glass	Frosted Glass	10056712

# GUBI

Price List 01/2025

# Ronde Collection

Designed by Oliver Schick

• = *Outphasing*



Model 11009  
Ronde Pendant - Ø20, US

Dimensions: Ø7.9x9.5 inches  
Holder/Socket: US – E26 (Bulb not included)  
Lumen/Watt: 810 Lumen (~ 6W-10W LED)  
Product weight: 0.95 kg

BASE	SHADE	ITEM NO.
• Black	Anthracite Grey Matt	10015060
	Pigeon Grey Matt	10015057
	Redwood Matt	10015056
	Soft Black Matt	10015058
	White Matt	10015059



Model 11011  
Ronde Pendant - Ø40, US

Dimensions: Ø15.7x11 inches  
Holder/Socket: US – E26 (Bulb not included)  
Lumen/Watt: 810 Lumen (~ 6W-10W LED)  
Product weight: 1.48 kg

BASE	SHADE	ITEM NO.
Black	Pigeon Grey Matt	10015066
	Redwood Matt	10015067
	Soft Black Matt	10015069
	White Matt	10015068



# GUBI

Price List 01/2025

# Satellite Collection

Designed by Mathieu Matégot

O = Outdoor



Model 59114  
Satellite Floor Lamp, Outdoor, US

Dimensions: 45x27 cm  
Holder/Socket: US – E26 (Bulb included)  
Lumen/Watt: 810 Lumen (~ 6W-10W LED)  
Product weight: 3.75 kg

BASE	SHADE	ITEM NO.
O Black	Cream White Semi Matt	10117698
O	Mustard Gold Semi Matt	10117697



Model 11035  
Satellite Pendant - Ø22 (M), US

Dimensions: 17.7x10.6 inches  
Holder/Socket: US – E26 (Bulb included)  
Lumen/Watt: 810 Lumen (~ 6W-10W LED)  
Product weight: 1.4 kg

BASE	SHADE	ITEM NO.
Black	Cream White Semi Matt	10015194



Model 11037  
Satellite Pendant - Ø27 (L), US

Dimensions: 22.4x14.1 inches  
Holder/Socket: US – E26 (Bulb included)  
Lumen/Watt: 810 Lumen (~ 6W-10W LED)  
Product weight: 2.15 kg

BASE	SHADE	ITEM NO.
Black	Cream White Semi Matt	10015204
	Soft Black Semi Matt	10015203



Model 59099  
Satellite Pendant - Ø22 (M), Outdoor, US

Dimensions: 45x27 cm  
Holder/Socket: US – E26 (Bulb included)  
Lumen/Watt: 810 Lumen (~ 6W-10W LED)  
Product weight: 1 kg

BASE	SHADE	ITEM NO.
O Black	Cream White Semi Matt	10117708
O	Mustard Gold Semi Matt	10117707

# GUBI

Price List 01/2025

# Seine Collection


Designed by Space Copenhagen



Model 53184  
Seine Ceiling Lamp, US

Dimensions: 6.3x6.3x7 inches  
Holder/Socket: G9 (Bulb not included)  
Lumen/Watt: 250 Lumen (~2-4W LED)  
Product weight: 1.71 kg

BASE	SHADE	ITEM NO.
Antique Brass	Coral	10108508
	Smoke	10108509



Model 53182  
Seine Pendant, US

Dimensions: 6.3x6.3x7 inches  
Holder/Socket: G9 (Bulb not included)  
Lumen/Watt: 470 Lumen (~ 4W-6W LED)  
Product weight: 2.21 kg

BASE	SHADE	ITEM NO.
Antique Brass	Coral	10108505
	Smoke	10108506



Model 59076  
Seine Portable Lamp

Dimensions: Ø14x17 cm  
Holder/Socket: G4 (bulb included)  
Lumen/Watt: 100 Lumen (1W LED dimmable)  
Product weight: 1.7 kg

BASE	SHADE	ITEM NO.
Antique Brass	White	10115957



Model 53180  
Seine Table Lamp, US

Dimensions: 6.3x6.3x7 inches  
Holder/Socket: G9 (Bulb not included)  
Lumen/Watt: 250 Lumen (~2-4W LED)  
Product weight: 3.15 kg


BASE	SHADE	ITEM NO.
Antique Brass	Coral	10108502
	Smoke	10108503

# GUBI

Price List 01/2025

# Semi Collection

Designed by Bonderup & Thorup



Model 11049

Semi Pendant - Metal Ø30, US

Dimensions: Ø11.8x5.9 inches

Holder/Socket: US – E12 (Bulb not included)

Lumen/Watt: 470 Lumen (~ 4W-6W LED)

Product weight: 1 kg

SHADE	ITEM NO.
Chrome	10015230
Polished Brass	10015232



Model 11055

Semi Pendant - Ø30, US


Dimensions: Ø11.8x5.9 inches

Holder/Socket: US – E12 (Bulb not included)

Lumen/Watt: 470 Lumen (~ 4W-6W LED)

Product weight: 0.7 kg

SHADE	ITEM NO.
Black Semi Matt	10015250
Dark Cocoa Glossy	10115815
• Dusty Blue Glossy	10015254
Fennel Seed Glossy	10115813
Roasted Pumpkin Glossy	10115814
White Semi Matt	10015252



Model 11051

Semi Pendant - Metal Ø47, US

Dimensions: Ø18.5x9.3 inches

Holder/Socket: US – E26 (Bulb not included)

Lumen/Watt: 810 Lumen (~ 6W-10W LED)

Product weight: 2.2 kg

SHADE	ITEM NO.
Chrome	10015236
Polished Brass	10015238



Model 11057  
Semi Pendant - Ø47, US

Dimensions: Ø18.5x9.3 inches  
Holder/Socket: US – E26 (Bulb not included)  
Lumen/Watt: 810 Lumen (~ 6W-10W LED)  
Product weight: 1.4 kg

SHADE	ITEM NO.
Anthracite Grey Glossy	10015261
Black Semi Matt	10015262
Dark Cocoa Glossy	10114402
• Dusty Blue Glossy	10015260
Fennel Seed Glossy	10114400
• Orange Glossy	10015263
Roasted Pumpkin Glossy	10114401
White Semi Matt	10015264



Model 11053  
Semi Pendant - Metal Ø60, US

Dimensions: Ø23.6x11.8 inches  
Holder/Socket: US – E26 (Bulb not included)  
Lumen/Watt: 810 Lumen (~ 6W-10W LED)  
Product weight: 2.8 kg

SHADE	ITEM NO.
Chrome	10015242
Polished Brass	10015243



Model 11059  
Semi Pendant - Ø60, US

Dimensions: Ø23.6x11.8 inches  
Holder/Socket: US – E26 (Bulb not included)  
Lumen/Watt: 810 Lumen (~ 6W-10W LED)  
Product weight: 2.05 kg

SHADE	ITEM NO.
Black Semi Matt	10015268
Dark Cocoa Glossy	10114404
White Semi Matt	10015267

# GUBI

Price List 01/2025

# Stemlite Collection

Designed by Bill Curry





Model 38183  
Stemlite Floor Lamp - H110, US

Dimensions: Ø 15 in  
Holder/Socket: US – E26 (Bulb not included)  
Lumen/Watt: 1100 Lumen (~ 10-12W LED)  
Product weight: 7.9 kg

BASE	SHADE	ITEM NO.
Black Chrome	Frosted Glass	10080523
Black Red	Frosted Glass	10080525
Pebble Grey	Frosted Glass	10080524



Model 38185  
Stemlite Pendant - Ø38, US

Dimensions: Ø 15 in  
Holder/Socket: US – E26 (Bulb not included)  
Lumen/Watt: 1100 Lumen (≤ 10W-12W LED Dimmable)  
Product weight: 2.32 kg


BASE	SHADE	ITEM NO.
Black Chrome	Frosted Glass	10080531
Black Red	Frosted Glass	10080533
Pebble Grey	Frosted Glass	10080532



Model 38184  
Stemlite Table Lamp - H42, US

Dimensions: Ø 12,6 in  
Holder/Socket: US – E26 (Bulb not included)  
Lumen/Watt: 1100 Lumen (~ 10-12W LED)  
Product weight: 3.55 kg

BASE	SHADE	ITEM NO.
Black Chrome	Frosted Glass	10080527
Black Red	Frosted Glass	10080529
Pebble Grey	Frosted Glass	10080528



Model 39899  
Stemlite Wall Lamp, Hard-wired, US

Dimensions: Ø 12,6 in  
Holder/Socket: US – E26 (Bulb not included)  
Lumen/Watt: 470 Lumen (~ 4W-6W LED)  
Product weight: 3.55 kg

BASE	SHADE	ITEM NO.
Black Chrome	Frosted Glass	10082515

# GUBI

Price List 01/2025

# Timberline Collection

Designed by Mads Caprani



Model 53068  
Timberline Floor Lamp, US

Dimensions: Ø21.6 inches  
Holder/Socket: US – E26 (Bulb not included)  
Lumen/Watt: 810 Lumen (~ 6W-10W LED)  
Product weight: 4.3 kg

BASE	SHADE	ITEM NO.
Oak/Birch	White	10108347



Model 61739  
Timberline Table Lamp, US

Dimensions: Ø30x15cm  
Holder/Socket: US – E12 (Bulb not included)  
Lumen/Watt: 470 Lumen (~ 4W-6W LED)  
Product weight: 1.5 kg


BASE	SHADE	ITEM NO.
Oak/Birch	White	10137387

# GUBI

Price List 01/2025

# Turbo Collection


Designed by Louis Weisdorf



Model 58158  
Turbo Pendant - Ø36, US

Dimensions: Ø14.2 inches  
Holder/Socket: US – E26 (Bulb not included)  
Lumen/Watt: 810 Lumen (~ 6W-10W LED)  
Product weight: 1.9 kg

BASE	SHADE	ITEM NO.
White	Alabaster White Glossy	10114937



Model 58157  
Turbo Pendant - Ø62, US

Dimensions: Ø24.4 inches  
Holder/Socket: US – E26 (Bulb not included)  
Lumen/Watt: 1100 Lumen (~ 10-12W LED)  
Product weight: 4.6 kg

BASE	SHADE	ITEM NO.
White	Alabaster White Glossy	10114936

# GUBI

Price List 01/2025

# Unbound Collection

Designed by Space Copenhagen



Model 48297  
Unbound Floor Lamp - H120, US

Lamp height: H120cm  
Holder/Socket: LED integrated  
Lumen/Watt: 1530 Lumen (~ 13-16W LED)  
Product weight: 13.27 kg

BASE	SHADE	ITEM NO.
Grey Marble	Canvas	10101981
	White	10101982



Model 48386  
Unbound Table Lamp - H45, US

Lamp height: H45  
Holder/Socket: LED integrated  
Lumen/Watt: 470 Lumen (~ 4W-6W LED)  
Product weight: 2.1 kg

BASE	SHADE	ITEM NO.
Grey Marble	Canvas	10102143
	White	10102144