

COMPONENT GUIDE: GARDEN BOLLARDS

Pole with Spike Unit: The bollard is connected to the adapter using standard plugs delivered with the fixture. Length of enclosed cables: 5m. Put the spike into the ground and let the enclosed cables run over the ground. *Plug and play.*

Pole with anchor unit: Fixed in concrete. Use installation cable. Installed by a certified installer.

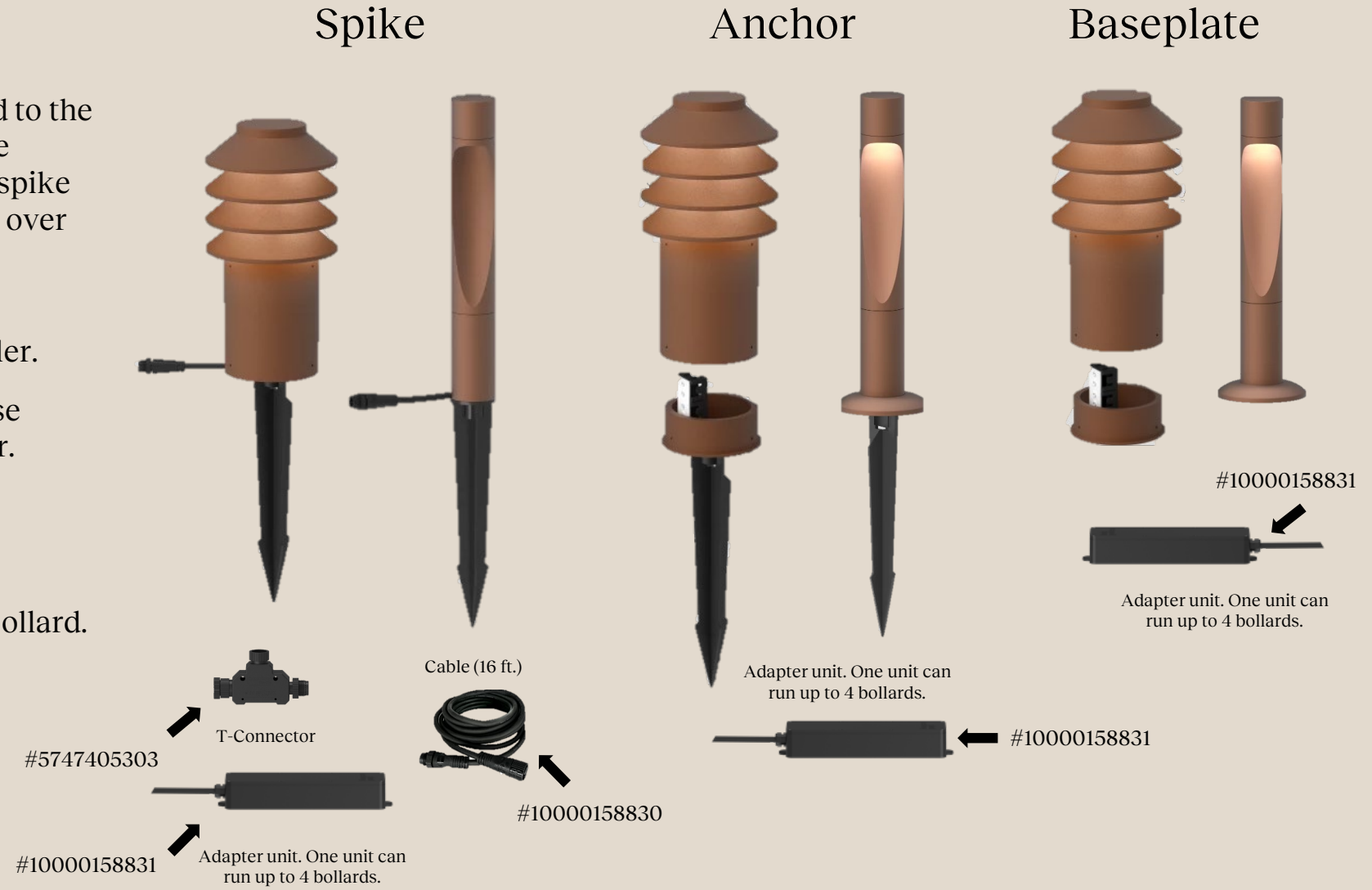
Pole with baseplate: For surface mounting. Use installation cable. Installed by certified installer.

Note:

The adapter is positioned externally from the bollard. Maximum distance to last bollard is 30m.

Bysted: The adapter can run up to 4 bollards.

Flindt: The adapter can run up to 6 bollards.



HOW TO ORDER:

For Spike Variants:

Power supply, purchased separately, includes a plug for a standard US outlet and 5-foot cable to connect to bollards. Power kit sku #10000158965.

10000158965 consists of below, which automatically is added to the order when ordering 10000158965:

10000158830 - DRVR CV 100W UNI 24VDC CORDS + PLUGS

10000158831 - MI US GARDEN POWER SUPPLY 100W W-CONN

For Anchor & Baseplate:

Power supply, purchased separately, with glands for electrician-provided conduit. The power supply runs on 120-277V input. Power kit sku #10000158964.

10000158964 consists of below, which automatically is added to the order when ordering 10000158964:

10000156739 - DRVR CV 100W UNI 24VDC CONDUIT ENTRY OUT

10000156764 - MI US GARDEN POWER SUPPLY 100W 24VDC



FLINDT GARDEN BOLLARD

FLIG-B / LONG / LED 4000K / 24V / Corten color / - / Base w/o power supply / - / 5747402555

The fixture emits a wide downward directed glare-free light. The light source rests at the top inside the asymmetric carving on the side of the bollard, where the gradient serves as a reflector that softens the light and forms a pleasant organic shape on the ground below.



Christian Flindt

Christian Flindt (1972-) graduated with an MAA and MDD from Aarhus School of Architecture in 2002. He then started his own design company in 2003. Here, he placed high emphasis on communication between people, and his focus on this area finds expression in his approach to re-evaluating furniture.



Product info

Environmental Product Specification

This product is compliant with the requirements contained in the European Directives, RoHS Directive 2011/65 and 2015/863. This product is designed so that 100% of the product can be disassembled and reused.

Information

Electrical: System Wattage: 6.5W LED Wattage: 6.0W Delivered lumens: 215-291 lm Efficacy: 33.1 - 44.7 lm/W
 Certifications: cULus, Wet Location Protection class IP65 IK class 06 BUG Rating: B0-U2-G0 Color Rendering: Ra>80 LED is non-dimming. Low Voltage power supply 24VDC is remote mounted for multiple bollards per supply. Spike mounted bollards use provided weather-proof cables and connectors for above-ground runs. Plug and play. Anchor or Base mounted bollards: installation determined by certified electrician with below ground cabling and conduit. Consult factory for remote power supply information; maximum bollards and cable distances.

Mounting

The bollard requires a separate, 24V DC power supply. Choice of 3 different mounting types. Spike mounted bollard(Plug&Play): For use in soil or gravel; includes weather-proof cables and connectors for above-ground runs. Anchor mounted bollard(certified electrician): for casting in new concrete pad. Base mounted bollard(certified electrician): Includes baseplate for anchoring to decks and floors. Anchor or Base mounted bollards: installation determined by certified electrician with below ground cabling and conduit.

Finish

Natural painted aluminum or corten colored. Textured surface, powder coated.

Materials

Top: Cast aluminum. Reflector part: Cast aluminum. Post: Extruded aluminum. Base plate: Cast aluminum.

Sizes and weight

Width x Height x Length (in.) | 2 x 27.5 x 2 Max 4.9 lbs | 2 x 13.7 x 2 Max 5.2 lbs | 2 x 37.8 x 2 Max 5.4 lbs

Compliance

cULus, Wet location.

Light source

LED 4000K

Lumen: 248

Information

Electrical:

System Wattage: 6.5W

LED Wattage: 6.0W

Delivered lumens: 215-291 lm

Efficacy: 33.1 - 44.7 lm/W

Certifications:

cULus, Wet Location

Protection class IP65

IK class 06

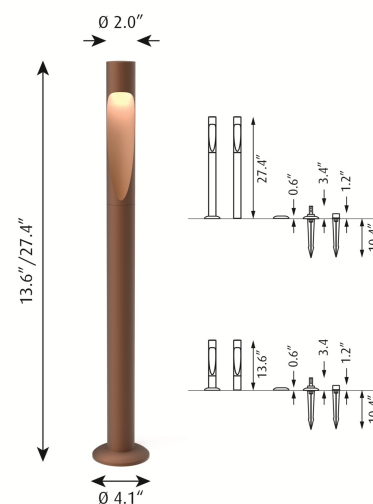
BUG Rating: B0-U2-G0

Color Rendering: Ra>80

LED is non-dimming.

Low Voltage power supply 24VDC is remote mounted for multiple bollards per supply. Spike mounted bollards use provided weather-proof cables and connectors for above-ground runs. Plug and play.


Anchor or Base mounted bollards: installation determined by certified electrician with below ground cabling and conduit. Consult factory for remote power supply information; maximum bollards and cable distances.




Related products



Flindt Bollard



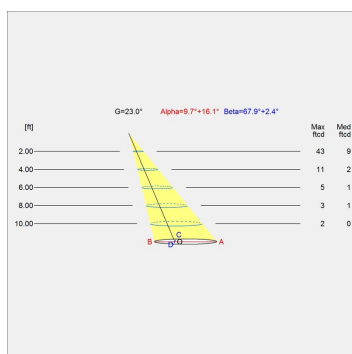
Flindt Wall



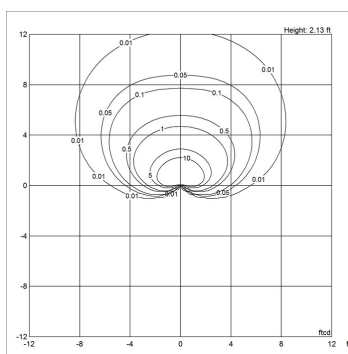
Flindt Plaza

Light distribution diagrams

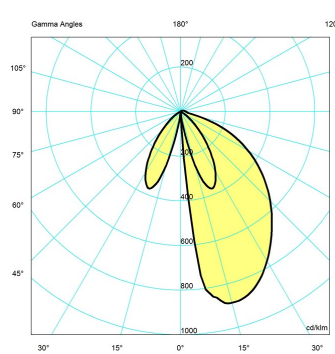
Cartesian



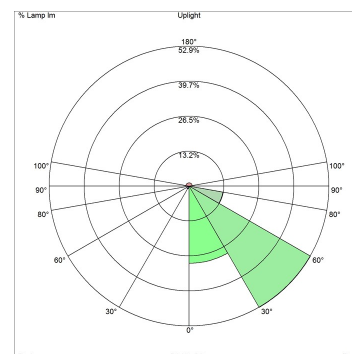
Isolux



Polar



Bug



Spare parts & accessories

Product	Variant number
T-Connector for Spike-Mount Garden Bollards	5747405303
Extension Cable 16.4 Ft For Spike-Mount Garden Bollards	5747405316
Power Supply for Base & Anchor Mount, 24VDC 100W 120-277V Input	10000158964
Power Supply with Cords for Spike Mount, 24VDC 100W 120V Input	10000158965
GARDEN ADAPTERBOX CABLE 3X1	5747407039

Data specifications

Colour	Corten color	Length	2
Width	2	Height	27.5
IP class	44	IK class	06
Class	-	Net Weight	2.9
Wind Load (ft2)	-	Standby (W)	-

Flindt Garden Bollard

Power Factor (P = 100 % / P = 50 %)	-
Light source	LED 4000K
CRI	90
Lumen	248
Efficacy	38
Min. Dim Level (%)	-
BUG Rating	B0 U1 G0
Driver life	-

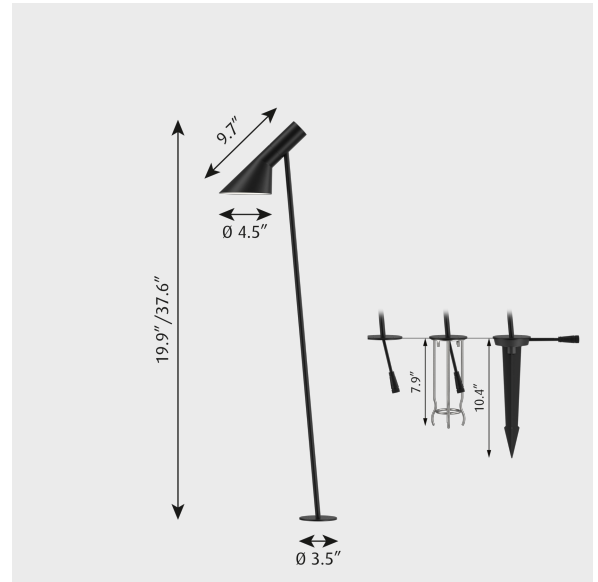
Inrush Current	-
Kelvin	4000
SDCM	3
Watt	6.5
Light control	-
Surges	-
L80B50 (hours)	-

AJ GARDEN BOLLARD

Project name:

Project type:

Notes:



Design

Arne Jacobsen

Variant options

Dimension

LONG
SHORT

Mounting

Anchor w/o power supply
Base w/o power supply
Spike w/o power supply

Light source

LED 2700K
LED 3000K
LED 4000K

Lumen

454
524

Weight

Min: 0 lbs Max: 0 lbs

Dimensions

LONG, SHORT

Information

The adapter is positioned externally from the fixture and can run up to 6 bollards. Maximum distance to last bollard is 30m.

Spike: Plug and play. Let the enclosed cables run over the ground. Uses standard cables and connectors which are supplied.

Anchor/Base: Requires certified electrician. Use installation tube for inground installation, with enclosed cables running inside, for legal fixed installation.

LED replacement kit available. Replacement of the built-in LED requires a certified electrician.

Finish

Black texture

Variant options

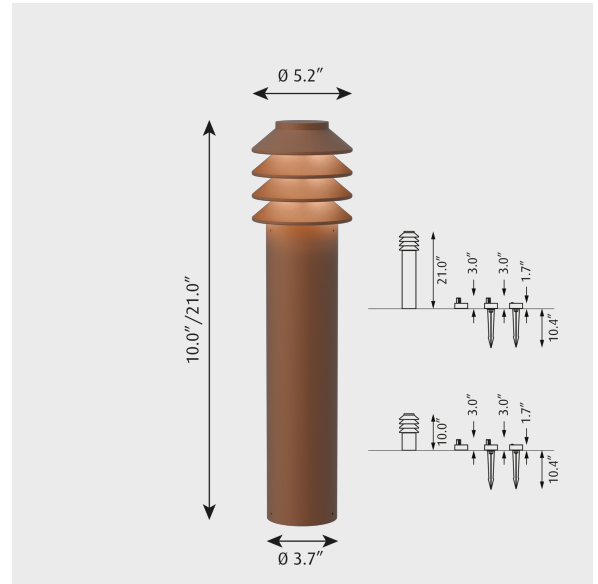
Dimension	Mounting	Light source	Lumen	Variant number
LONG	Spike w/o power supply	LED 4000K	454	10000163688
SHORT	Spike w/o power supply	LED 4000K	524	10000163685
SHORT	Spike w/o power supply	LED 3000K	524	10000163686
SHORT	Spike w/o power supply	LED 2700K	524	10000163687
LONG	Spike w/o power supply	LED 3000K	454	10000163689
LONG	Spike w/o power supply	LED 2700K	454	10000163690
LONG	Base w/o power supply	LED 4000K	454	10000163721
LONG	Base w/o power supply	LED 3000K	454	10000163722
LONG	Base w/o power supply	LED 2700K	454	10000163723
LONG	Anchor w/o power supply	LED 4000K	524	10000163724
LONG	Anchor w/o power supply	LED 3000K	524	10000163725
LONG	Anchor w/o power supply	LED 2700K	524	10000163726
SHORT	Base w/o power supply	LED 4000K	524	10000163727
SHORT	Base w/o power supply	LED 3000K	524	10000163728
SHORT	Base w/o power supply	LED 2700K	524	10000163729
SHORT	Anchor w/o power supply	LED 4000K	454	10000163730
SHORT	Anchor w/o power supply	LED 3000K	454	10000163731
SHORT	Anchor w/o power supply	LED 2700K	454	10000163732

BYSTED GARDEN BOLLARD

Project name:

Project type:

Notes:



Design

Peter Bysted

Product description

Small scale bollard has a round symmetrical design with four rings reflecting the light in a soft downward direction. The rings have a soft glow while their white undersides achieve optimal light reflection and produce a characteristic symmetrical light pattern on the ground.

Variant options

Dimension	Color	Mounting	Light source	Lumen	Voltage frequency	Class
LONG	<input checked="" type="radio"/> Black texture <input type="radio"/> Corten color <input type="radio"/> Natural paint aluminum	Anchor w/o power supply	LED 2700K	-	24V	-
SHORT		Base w/o power supply	LED 3000K	247		III
		Spike w/o power supply	LED 4000K	259		
				275		
				288		
				324		

Light description

The luminaire provides a non-glaring symmetrical illumination. Standard CCT in 2700K, 3000K or 4000K.

Mounting

Low Voltage power supply 24VDC is remote mounted for multiple bollards per supply. Spike mounted bollards use provided weather-proof cables and connectors for above-ground runs. Plug and play. Anchor or Base mounted bollards: installation determined by certified electrician with below ground cabling and conduit, and allows pass-through connections.

Information

Electrical:
System Wattage: 14W
LED Wattage: 13W
Delivered lumens: 247 - 324 lm
Efficacy: 18 - 23 lm/W
Certifications: cULus, Wet Location
Protection class IP65
IK class 06
BUG Rating: B0-U2-G0
Color Rendering: Ra≥80
LED is non-dimming.

Low Voltage power supply 24VDC is remote mounted for multiple bollards per supply. Spike mounted bollards use provided weather-proof cables and connectors for above-ground runs. Plug and play. Anchor or Base mounted bollards: installation determined by certified electrician with below ground cabling and conduit. Consult factory for remote power supply information, maximum bollards and cable distances.

Other functions

Amber LED available for sea turtle nesting areas. Custom finishes. Custom pole heights.

Specification notes

a. 4000K LED available only in Natural Paint Aluminum finish.

Material

Aluminum-colored or corten-colored. Textured surface, powder-coated.

Weight

Min: 0 lbs Max: 8.818 lbs

Dimensions

LONG, SHORT

Finish







































Black texture, Corten color, Natural paint aluminum

Voltage

24V

Variant options

Specification sheet

Dimension	Color	Mounting	Light source	Lumen	Voltage frequency	Class	Variant number
SHORT	 Corten color	Base w/o power supply	LED 3000K	259	24V	III	5747404508
SHORT	 Corten color	Base w/o power supply	LED 2700K	247	24V	-	5747404511
SHORT	 Corten color	Anchor w/o power supply	LED 3000K	259	24V	-	5747404524
SHORT	 Corten color	Anchor w/o power supply	LED 2700K	247	24V	-	5747404537
LONG	 Corten color	Base w/o power supply	LED 3000K	259	24V	-	5747404566
LONG	 Corten color	Base w/o power supply	LED 2700K	247	24V	-	5747404579
LONG	 Corten color	Anchor w/o power supply	LED 3000K	259	24V	-	5747404582
LONG	 Corten color	Anchor w/o power supply	LED 2700K	247	24V	-	5747404595
SHORT	 Natural paint aluminum	Base w/o power supply	LED 4000K	324	24V	-	5747404809
SHORT	 Natural paint aluminum	Base w/o power supply	LED 3000K	288	24V	-	5747404812
SHORT	 Natural paint aluminum	Base w/o power supply	LED 2700K	275	24V	-	5747404825
SHORT	 Natural paint aluminum	Anchor w/o power supply	LED 4000K	324	24V	-	5747404838
SHORT	 Natural paint aluminum	Anchor w/o power supply	LED 3000K	288	24V	-	5747404841
SHORT	 Natural paint aluminum	Anchor w/o power supply	LED 2700K	275	24V	-	5747404854
LONG	 Natural paint aluminum	Base w/o power supply	LED 4000K	324	24V	-	5747404896
LONG	 Natural paint aluminum	Base w/o power supply	LED 3000K	288	24V	-	5747404906
LONG	 Natural paint aluminum	Base w/o power supply	LED 2700K	275	24V	-	5747404919
LONG	 Natural paint aluminum	Anchor w/o power supply	LED 4000K	324	24V	-	5747404922
LONG	 Natural paint aluminum	Anchor w/o power supply	LED 3000K	288	24V	-	5747404935
LONG	 Natural paint aluminum	Anchor w/o power supply	LED 2700K	275	24V	-	5747404948
SHORT	 Black texture	Base w/o power supply	LED 4000K	-	24V	-	5747409493
SHORT	 Black texture	Base w/o power supply	LED 3000K	-	24V	-	5747409503
SHORT	 Black texture	Base w/o power supply	LED 2700K	-	24V	-	5747409516
SHORT	 Black texture	Anchor w/o power supply	LED 4000K	-	24V	-	5747409529
SHORT	 Black texture	Anchor w/o power supply	LED 3000K	-	24V	-	5747409532
SHORT	 Black texture	Anchor w/o power supply	LED 2700K	-	24V	-	5747409545
SHORT	 Black texture	Spike w/o power supply	LED 4000K	-	24V	-	5747409558
SHORT	 Black texture	Spike w/o power supply	LED 3000K	-	24V	-	5747409561
SHORT	 Black texture	Spike w/o power supply	LED 2700K	-	24V	-	5747409574
LONG	 Black texture	Base w/o power supply	LED 4000K	-	24V	-	5747409587
LONG	 Black texture	Base w/o power supply	LED 3000K	-	24V	-	5747409590
LONG	 Black texture	Base w/o power supply	LED 2700K	-	24V	-	5747409600
LONG	 Black texture	Anchor w/o power supply	LED 4000K	-	24V	-	5747409613
LONG	 Black texture	Anchor w/o power supply	LED 3000K	-	24V	-	5747409626
LONG	 Black texture	Anchor w/o power supply	LED 2700K	-	24V	-	5747409639
LONG	 Black texture	Spike w/o power supply	LED 4000K	-	24V	-	5747409642
LONG	 Black texture	Spike w/o power supply	LED 3000K	-	24V	-	5747409655
LONG	 Black texture	Spike w/o power supply	LED 2700K	-	24V	-	5747409668